

PowerTeacher Gradebook vs. PowerTeacher Pro

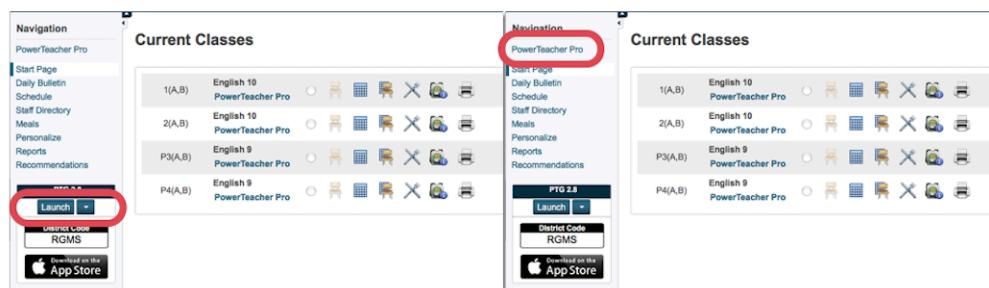
PowerTeacher Gradebook vs. PowerTeacher Pro

The images below show the locations of common features in PowerTeacher Gradebook and their corresponding locations in the new PowerTeacher Pro. You may find this comparison useful as you switch from PowerTeacher Gradebook to PowerTeacher Pro.

Open the Application

PowerTeacher Gradebook

PowerTeacher Pro

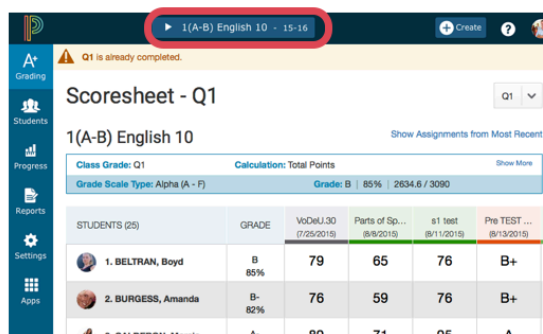
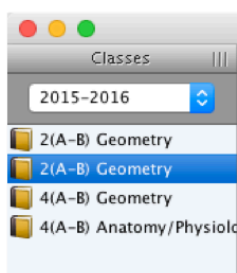


Start Page > PowerTeacher Pro

Switch from One Class to Another

PowerTeacher Gradebook

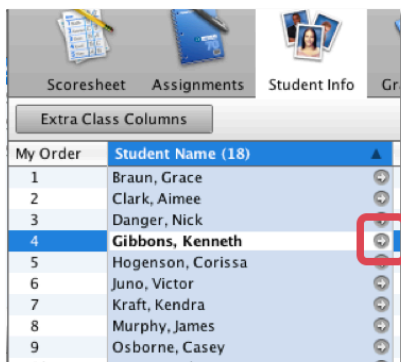
PowerTeacher Pro



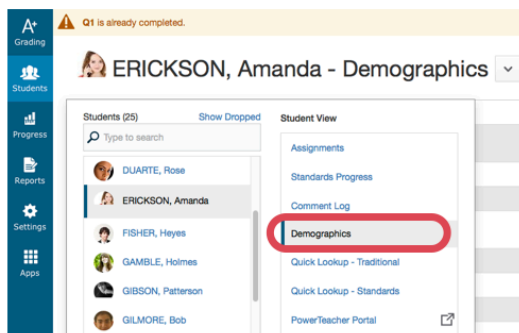
PowerTeacher Gradebook vs. PowerTeacher Pro

Find Student Information

PowerTeacher Gradebook



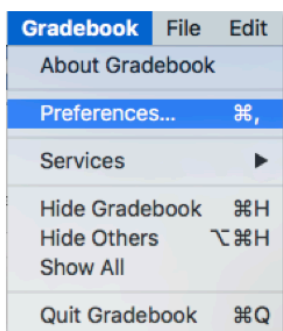
PowerTeacher Pro



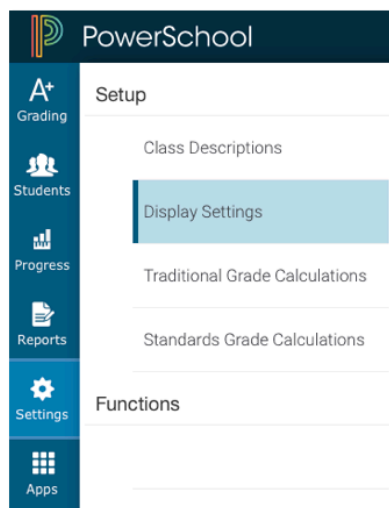
Students > (Select student) > Demographics

Customize the User Interface

PowerTeacher Gradebook



PowerTeacher Pro

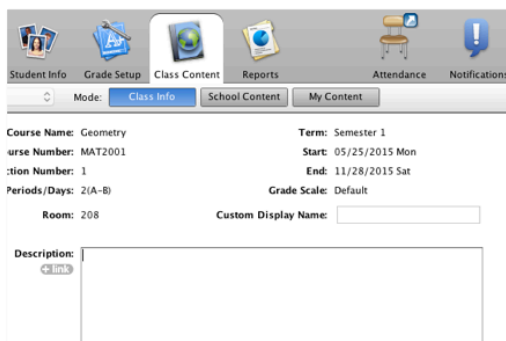


Settings > Display Settings

PowerTeacher Gradebook vs. PowerTeacher Pro

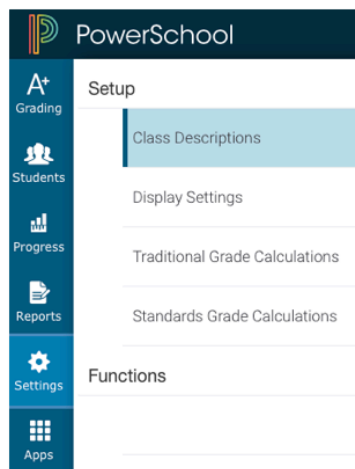
Add a Class Description

PowerTeacher Gradebook



The screenshot shows the 'Class Info' tab in the PowerTeacher Gradebook. It displays fields for Course Name (Geometry), Course Number (MAT2001), Section Number (1), Periods/Days (2(A-B)), Room (208), Term (Semester 1), Start date (05/25/2015 Mon), End date (11/28/2015 Sat), Grade Scale (Default), and a Custom Display Name field. A Description field is at the bottom with a '+ link' button.

PowerTeacher Pro

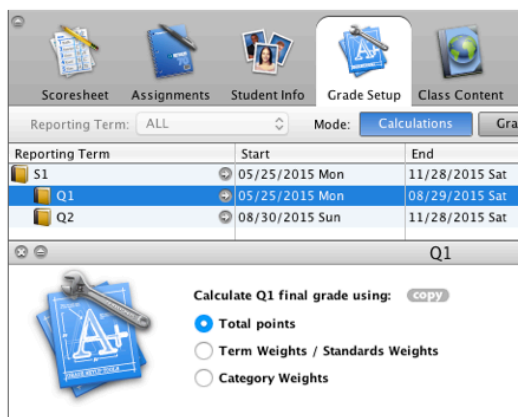


The screenshot shows the 'Setup' menu in PowerTeacher Pro. The 'Class Descriptions' option is highlighted under the 'Setup' section. Other options include Display Settings, Traditional Grade Calculations, Standards Grade Calculations, and Functions.

Settings > Class Descriptions

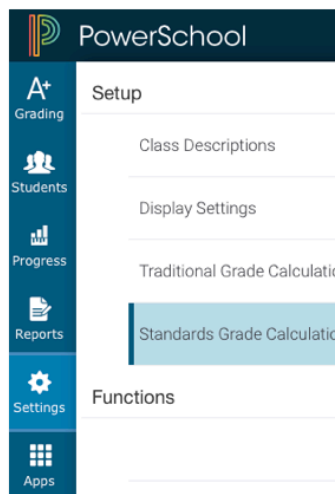
Set Up Grade Calculations

PowerTeacher Gradebook



The screenshot shows the 'Calculations' tab in the PowerTeacher Gradebook. It displays a table for Reporting Term, Start, and End dates. The 'Q1' term is selected. Below the table, there is a section for 'Calculate Q1 final grade using:' with three radio button options: Total points (selected), Term Weights / Standards Weights, and Category Weights. A 'copy' button is next to the 'Total points' option.

PowerTeacher Pro



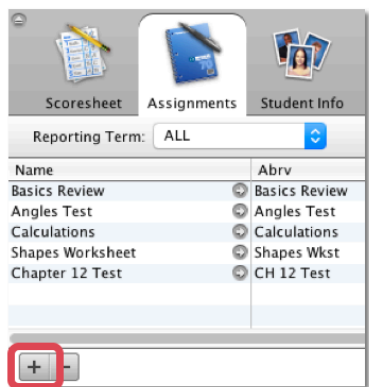
The screenshot shows the 'Setup' menu in PowerTeacher Pro. The 'Standards Grade Calculation' option is highlighted under the 'Setup' section. Other options include Class Descriptions, Display Settings, Traditional Grade Calculation, and Functions.

Settings > Standards (or Traditional) Grade Calculations

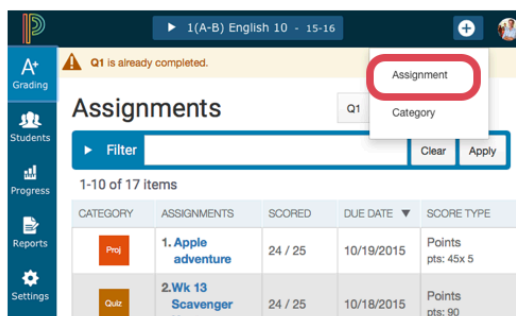
PowerTeacher Gradebook vs. PowerTeacher Pro

Create a New Assignment

PowerTeacher Gradebook



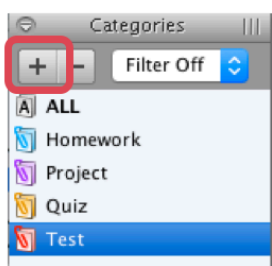
PowerTeacher Pro



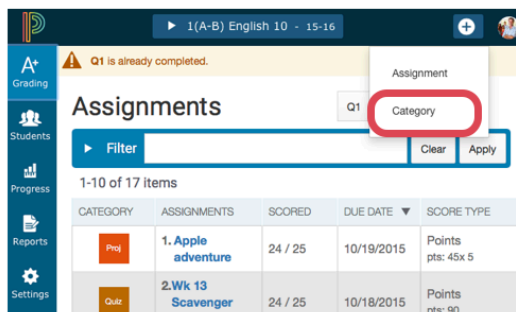
+ Create > Assignment

Create a New Category

PowerTeacher Gradebook



PowerTeacher Pro

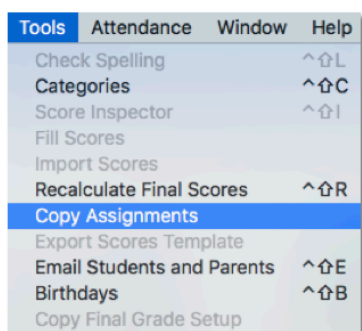


+ Create > Category

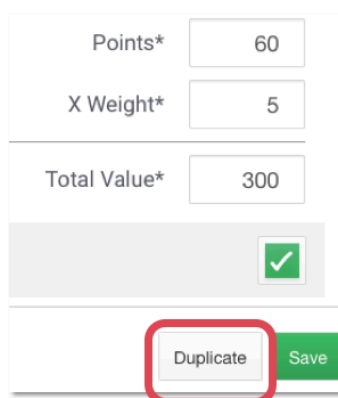
PowerTeacher Gradebook vs. PowerTeacher Pro

Copy an Assignment

PowerTeacher Gradebook



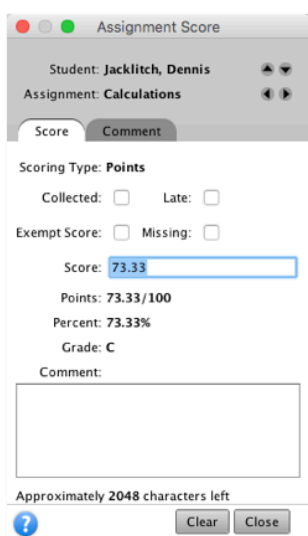
PowerTeacher Pro



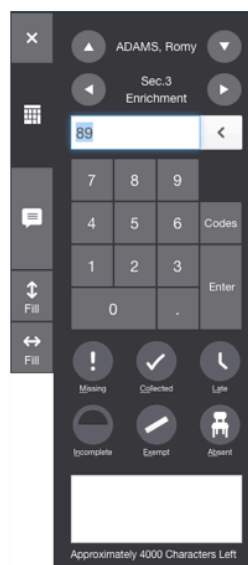
Grading > Assignment List > Edit icon > Duplicate

Enter a Score in the Scoresheet

PowerTeacher Gradebook



PowerTeacher Pro



Grading > Scoresheet > (Click a cell)

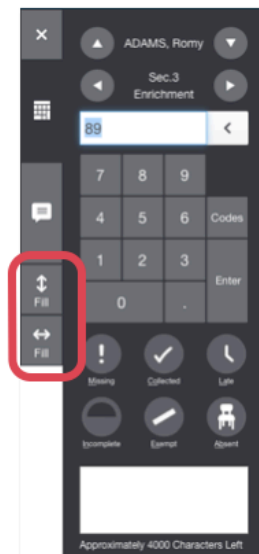
PowerTeacher Gradebook vs. PowerTeacher Pro

Fill Scores

PowerTeacher Gradebook

Angles Test 11/24/2015 pts: 100	Basics Review 12/10/2015 pts: 100	Calculations 01/06/2016 pts: 100	Chapter 12 Test 02/04/2016 pts: 100	Shapes Worksheet 03/01/2016 pts: 100
100	99	100	80	90
96.67	95	10	Collected	
96.67	92	96.6	Late	
70	90	96.6	Exempt	
67.33	89	93.3	Missing	
100	85	7	Grades	
98	93	10		
96.67	100	73.3	Clear Score	
69	81	83.3	Fill Scores	
98	77	53.3	Show Score Inspector	
98.88	75	63.3		
67.33	73	6		

PowerTeacher Pro



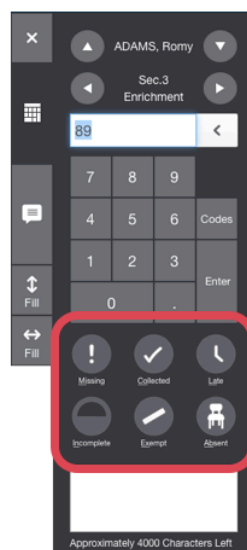
Grading > Scoresheet > (Click a cell) > Fill

Add Score Indicators

PowerTeacher Gradebook

Angles Test 11/24/2015 pts: 100	Basics Review 12/10/2015 pts: 100	Calculations 01/06/2016 pts: 100	Chapter 12 Test 02/04/2016 pts: 100	Shapes Worksheet 03/01/2016 pts: 100
100	99	100	80	90
96.67	95	100	82	100
96.67	92	96.67	80	54
70	90	96.67	50	82
67.33	89	80	80	94
100	85			
98	93			
96.67	100			
69	81			
98	77			
98.88	75			
67.33	73			
99	69			
99	100			
98	87			

PowerTeacher Pro



PowerTeacher Gradebook vs. PowerTeacher Pro

View an Assignment's Score Type

PowerTeacher Gradebook

Assignment Score

Student: Brown, Fabian
Assignment: Basics Review

Score Comment

Scoring Type: **Points**

Collected: ☐ Late: ☐

Exempt Score: ☐ Missing: ☐

Score:

Points: 92/100
Percent: 92%
Grade: A-

Comment:

Approximately 2048 characters left

Clear Close

PowerTeacher Pro

Scoresheet - Q1

1(A-B) English 10

Class Grade: Q1 Calculation: Total Points Show More

Grade Scale Type: Alpha (A - F) Grade: B | 85% | 2634.6 / 3080

STUDENTS (25)	GRADE	VoDelJ.30 (7/25/2015)	Parts of Sp... (8/8/2015)	s1 test (8/11/2015)	Pre TEST ... (8/13/2015)
1. BELTRAN, Boyd	B 85%	79	65	76	B+
2. BURGESS, Amanda	B- 82%	76	59	76	B+
3. CALDERON, Marcia	A- 92%	89	71	95	A

Grading > Scoresheet

Access the Scoresheet

PowerTeacher Gradebook

Scoresheet Assignments Student Info Grade Setup

Reporting Term: ALL Mode: Assign

Term for this class has ended.

n/a

Students (15)	(n/a)	Final Grade	A	T	Angles Test 11/24/2015 pts: 100
Anderson, John	n/a	--	--	--	100
Anderson, Sheila	n/a	--	--	13	96.67
Brown, Fabian	n/a	--	--	34	96.67
Falk, Chelsea	n/a	--	--	7	70

PowerTeacher Pro

1(A-B) Engli

Assignments

Assignment List

Scoresheet

Categories

Grades

Traditional

Standards

Comment Verification

Category Totals

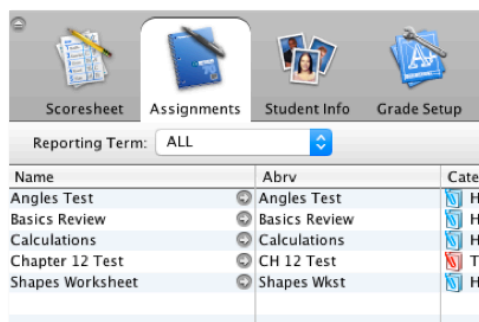
All Reporting Terms

Grading > Scoresheet

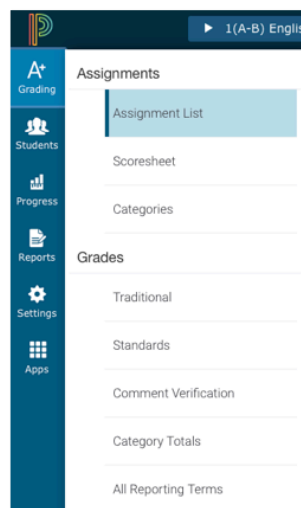
PowerTeacher Gradebook vs. PowerTeacher Pro

View Assignments

PowerTeacher Gradebook



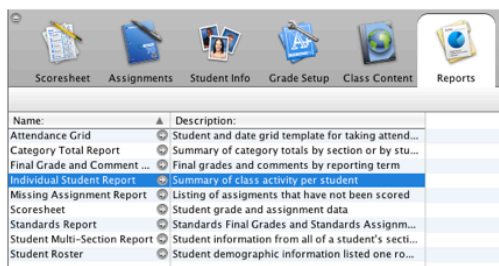
PowerTeacher Pro



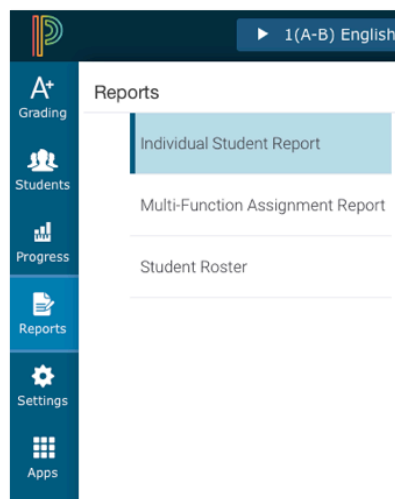
Grading > Assignment List

Run the Individual Student Report

PowerTeacher Gradebook



PowerTeacher Pro

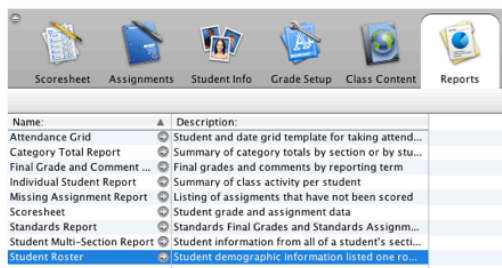


Reports > Individual Student Report

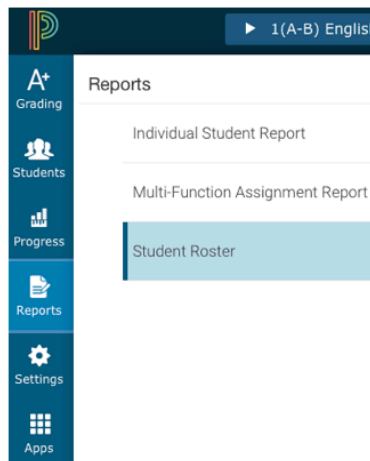
PowerTeacher Gradebook vs. PowerTeacher Pro

Run the Student Roster Report

PowerTeacher Gradebook



PowerTeacher Pro



Reports > Student Roster