

**WESTLAKE CITY SCHOOL DISTRICT
WESTLAKE, OHIO**

**COMPREHENSIVE
ANNUAL FINANCIAL REPORT**

FOR THE
FISCAL YEAR ENDED JUNE 30, 2016



We Educate For Excellence...

THIS PAGE INTENTIONALLY LEFT BLANK

COMPREHENSIVE
ANNUAL FINANCIAL REPORT

OF THE

WESTLAKE CITY
SCHOOL DISTRICT

FOR THE

FISCAL YEAR ENDED JUNE 30, 2016



PREPARED BY
TREASURER'S DEPARTMENT
TODD L. HOPKINS, TREASURER/CFO

24525 HILLIARD BLVD.

WESTLAKE, OHIO 44145

THIS PAGE IS INTENTIONALLY LEFT BLANK

WESTLAKE CITY SCHOOL DISTRICT
CUYAHOGA COUNTY, OHIO
COMPREHENSIVE ANNUAL FINANCIAL REPORT
FOR THE FISCAL YEAR ENDED JUNE 30, 2016

TABLE OF CONTENTS

TITLE PAGE

TABLE OF CONTENTS.....	i
-------------------------------	----------

I. INTRODUCTORY SECTION

Letter of Transmittal	v
Principal Officials	xvi
Organizational Chart.....	xvii
Certificate of Achievement for Excellence in Financial Reporting	xviii

II. FINANCIAL SECTION

INDEPENDENT AUDITOR’S REPORT.....	1
--	----------

MANAGEMENT’S DISCUSSION AND ANALYSIS	5
---	----------

BASIC FINANCIAL STATEMENTS:

Government-Wide Financial Statements:

Statement of Net Position	19
Statement of Activities	20

Fund Financial Statements:

Balance Sheet - Governmental Funds.....	22
---	----

Reconciliation of Total Governmental Fund Balances to Net Position of Governmental Activities.....	23
---	----

Statement of Revenues, Expenditures and Changes in Fund Balances - Governmental Funds	24
--	----

Reconciliation of the Statement of Revenues, Expenditures and Changes in Fund Balances of Governmental Funds to the Statement of Activities	25
--	----

Statement of Revenues, Expenditures and Changes in Fund Balance - Budget and Actual (Non-GAAP Budgetary Basis) - General Fund	26
--	----

Statement of Fiduciary Net Position - Fiduciary Funds.....	27
--	----

Statement of Changes in Fiduciary Net Position - Fiduciary Fund	28
---	----

Notes to the Basic Financial Statements	29
---	----

REQUIRED SUPPLEMENTARY INFORMATION:

Schedule of the District’s Proportionate Share of the Net Pension Liability:

School Employees Retirement System (SERS) of Ohio.....	72
State Teachers Retirement System (STRS) of Ohio	73

Schedule of District Contributions:

School Employees Retirement System (SERS) of Ohio.....	74
State Teachers Retirement System (STRS) of Ohio	76
Notes to Required Supplementary Information	78

COMBINING STATEMENTS AND INDIVIDUAL FUND SCHEDULES:

Combining Statements - Major Funds:

Fund Descriptions – Major Governmental Funds	81
Schedule of Revenues, Expenditures and Changes in Fund Balance - Budget and Actual (Non-GAAP Budgetary Basis) - Major Funds:	
General Fund.....	82
Bond Retirement Fund	86

Combining Statements - Nonmajor Funds:

Fund Descriptions – Nonmajor Governmental Funds	87
Combining Balance Sheet - Nonmajor Governmental Funds.....	89
Combining Statement of Revenues, Expenditures and Changes in Fund Balances - Nonmajor Governmental Funds.....	90
Combining Balance Sheet – Nonmajor Special Revenue Funds	92
Combining Statement of Revenues, Expenditures and Changes in Fund Balances – Nonmajor Special Revenue Funds	96
Schedule of Revenues, Expenditures and Changes in Fund Balance - Budget and Actual (Non-GAAP Budgetary Basis) – Nonmajor Special Revenue Funds:	
Food Service Fund	99
Local Grants Fund	100
Professional Development Grant Fund.....	101
Athletic and Music Fund	102
Auxiliary Services Fund	103
Data Communications Support Fund.....	104
Miscellaneous State Grants Fund	105
IDEA, Part B Special Education Fund	106
Limited English Proficiency Fund.....	107
Title I Fund	108
Early Childhood Education Development Fund.....	109
Improving Teacher Quality Fund	110

Nonmajor Governmental Funds included in the General Fund on GAAP basis:

Uniform School Supplies Fund.....	111
Interdistrict Summer School Fund	112
Community Education Fund	113
Public School Support Fund.....	114
Combining Balance Sheet – Nonmajor Capital Projects Funds.....	115
Combining Statement of Revenues, Expenditures and Changes in Fund Balances – Nonmajor Capital Projects Funds	116

Schedule of Revenues, Expenditures and Changes in Fund Balance -
Budget and Actual (Non-GAAP Budgetary Basis) – Nonmajor Capital Projects Fund:

Permanent Improvement Fund	117
Building Fund	118

Combining Statements - Fiduciary Funds:

Fiduciary Fund Descriptions - Fiduciary Funds	119
---	-----

Schedule of Revenues, Expenses and Changes in Fund Equity -
Budget and Actual (Non-GAAP Budgetary Basis) - Private-Purpose Trust Fund:

Scholarship Fund	120
Statement of Changes in Assets and Liabilities - Agency Funds	121

III. STATISTICAL SECTION

Contents	123
Net Position by Component - Last Ten Fiscal Years	124
Changes in Net Position - Last Ten Fiscal Years	126
Fund Balances, Governmental Funds - Last Ten Fiscal Years	132
Changes in Fund Balances, Governmental Funds - Last Ten Fiscal Years.....	134
Assessed Valuation and Estimated Actual Value of Taxable Property - Last Ten Years.....	136
Direct and Overlapping Property Tax Rates – Last Ten Years	138
Principal Taxpayers, Real Estate Tax – December 31, 2015 and December 31, 2006	139
Principal Taxpayers, Tangible Personal Property and Public Utility Property Tax - December 31, 2015 and December 31, 2006	140
Property Tax Levies and Collections - Last Ten Fiscal Years	142
Ratios of Outstanding Debt by Type - Last Ten Fiscal Years	144
Ratios of General Bonded Debt Outstanding – Last Ten Fiscal Years	145
Direct and Overlapping Governmental Activities Debt As of June 30, 2016	146
Legal Debt Margin Information – Last Ten Fiscal Years	147
Demographic and Economic Statistics – Last Ten Fiscal Years	148
Principal Employers - Current Year and Nine Years Ago	149
Staffing Statistics, Full Time Equivalents (FTE) by Type - Last Ten Fiscal Years	150
Operating Indicators by Function - Last Ten Fiscal Years	152
Capital Asset Statistics - Last Ten Fiscal Years	154
School Building Information - Last Ten Fiscal Years	156
Operating Statistics - Last Ten Fiscal Years	158

THIS PAGE IS INTENTIONALLY LEFT BLANK

INTRODUCTORY SECTION

THIS PAGE IS INTENTIONALLY LEFT BLANK



Todd L. Hopkins
CFO/Treasurer
24525 Hilliard Blvd.
Westlake, OH 44145
(440) 835-6301
Fax (440) 871-6034

December 30, 2016

Board of Education Members
Westlake City School District

We are pleased to submit to you the Comprehensive Annual Financial Report (CAFR) of the Westlake City School District (the “District”) for the fiscal year ended June 30, 2016. This CAFR includes an opinion from the State Auditor and conforms to accounting principles generally accepted in the United States of America as applicable to governmental entities. Responsibility for the accuracy of the data presented and the completeness and fairness of the presentation, including all disclosures, rest with the District. To the best of our knowledge and belief, the enclosed data are accurate in all material respects and are reported in a manner designed to present fairly the financial position and results of operations of the District. This report will provide the taxpayers of the Westlake City School District with comprehensive financial data in a format which will enable them to gain an understanding of the District’s financial affairs. Copies will be made available to the Porter Public Library, major taxpayers, financial rating services and other interested parties.

The Reporting Entity

The District has reviewed its reporting entity definition in order to ensure conformance with GASB Statement No. 14, “The Financial Reporting Entity” as amended by GASB Statement No. 39, “Determining Whether Certain Organizations Are Component Units” and GASB Statement No. 61, “The Financial Reporting Entity: Omnibus an Amendment of GASB Statements No. 14 and No. 34”. In evaluating how to define the District for financial reporting purposes, management has considered all agencies, departments and organizations making up the Westlake City School District (the primary government) and its potential component units. The District has no component units.

Excluded from the reporting entity because they are fiscally independent of the District are the City of Westlake, the Parent Teacher Organization, and West Shore Career Technical District.

The Ohio Schools Council Association and Connect are jointly governed organizations and the Porter Public Library is a related organization whose relationships to the District are described in Note 2, to the basic financial statements.

A complete discussion of the District’s reporting entity is provided in Note 2.A to the basic financial statements.

Organizational Structure

Statutorily, the District operates under the standard prescribed by the Ohio State Board of Education as provided in division (D) of Section 3301.07 of the Ohio Revised Code, to provide educational services prescribed by State and Federal agencies. The Board of Education is made up of five members elected at large, for overlapping four-year terms. The Board of Education elects its President and Vice President annually, and appoints two officials: the Superintendent, who serves as the Chief Executive Officer (CEO), and the Treasurer, who serves as the Chief Financial Officer (CFO).

The District provides education to 3,646 students in grades kindergarten through twelfth. The District provides general education, special education and vocational type academic programs. The District's enrollment has declined slightly over the past couple years but is projected to remain stable in the foreseeable future.

The Westlake City School District

The Westlake City School District (formerly known as the Dover School District) was originally organized in 1898. Later in 1913, the school burned and a new school building was constructed to educate students. Over the years, the District has grown in size and now supports seven instructional buildings: high school (inclusive of a Performing Arts Center and Television studio), middle school, intermediate school and four elementary buildings. The schools range in age from 1 to 60 years old. The District operates a variety of non-classroom facilities that consist of athletic fields, an administration facility and a transportation depot.

Economic Condition and Outlook

In the 2010 Census classifications, the District was in the Cleveland-Elyria-Mentor Metropolitan Statistical Area (MSA), comprised of the five counties of Cuyahoga, Geauga, Lake, Lorain and Medina. It was also in the Cleveland-Akron Consolidated Statistical Area (CSA). Effective in 2003, the Cleveland-Lorain-Elyria Primary Metropolitan Statistical Area (PMSA) was redefined to exclude Ashtabula County and was reclassified as the MSA. Only limited statistics are now available for the new MSA and CSA.

The U.S. Census Bureau estimates that the District's 2016 population was 32,428. See **Economic and Demographic Information – Population** in the statistical section. Its area is approximately 15.9 square miles. Land use, as measured by the assessed value of real property, is presented in the following table.

Percent of Assessed Valuation of Real Property

Residential	71.44%
Commercial/Industrial	26.75
Public Utility	1.81
Agricultural	0.00
Undeveloped	(a)

(a) Included in above categories.

Source: County Fiscal Officer.

The City of Westlake's (the "City") general area is served by diversified transportation facilities, including three State and one U.S. highway and I-80, I-480 and I-90. It is served by Norfolk and Southern Railroad and is adjacent to areas served by Conrail and Amtrak, and is also served by passenger air services at Cleveland Hopkins International Airport located seven miles from the City and by Burke Lakefront Airport located 15 miles from the City. Public mass transit for the area is provided by the Greater Cleveland Regional Transit Authority.

Banking and financial services are provided to the District area by offices of numerous commercial banks and savings and loan associations, all of which have their principal offices elsewhere.

One daily newspaper and two weekly newspapers serve the District. The District is within the broadcast area of numerous television stations and AM and FM radio stations. Multichannel cable TV service, including educational, governmental and public access channels, is provided by both Time Warner Cable and WOW (Wide Open West) Cable.

Thirty-three acute care hospitals with total capacity of over 10,000 beds serve the northeast Ohio area. Hospitals serving the District's area include St. John Medical Center (located in the City), Fairview General Hospital (located nine miles southeast of the City), Lakewood Hospital (located 12 miles east of the City) and the main offices of the Cleveland Clinic and University Hospitals (located in the City of Cleveland).

Within commuting distance are several public and private two-year and four-year colleges and universities, including Baldwin Wallace University, Case Western Reserve University, the Cleveland Institute of Art, the Cleveland Institute of Music, Cleveland State University, Cuyahoga Community College, John Carroll University, Kent State University, Lakeland Community College, Lorain County Community College, Notre Dame College, Oberlin College, the University of Akron and Ursuline College.

The District is served by varied recreational facilities. The City operates a park system of four parks with a total of 290 acres, offering facilities that include playgrounds, tennis courts, baseball diamonds, an outdoor swimming pool, picnic areas and pavilions, an entertainment pavilion, a community cabin and a nature park. Additionally, the City purchased an existing nine-hole golf course in 1988 and also purchased, in 1990, an adjacent 18-hole golf course, which were reconfigured to create a 27-hole golf course that the City operates.

The City is one of three cities (Rocky River and Fairview Park being the others) that operate the 14-acre Tri-City Park offering a baseball diamond, soccer field, basketball court, playground area, parking facility, and four tennis courts.

The City opened its Recreation Center to the public on November 2, 1998. The Recreation Center includes a recreation building with an aquatic room housing five pools, a diving well, spectator seating, a family locker room, and men's and women's locker facilities. The pool area opens onto an outdoor terrace for summer use. The gymnasium contains two regulation basketball courts with optional use as four smaller basketball or volleyball courts. There is also a one-twelfth-mile, three lane running/walking track on the mezzanine level. Also included are a lobby and snack area overlooking the pool, an aerobics/multi-purpose room, an exercise and fitness room, an arts and crafts room, a babysitting facility, staff offices and meeting space, and a community room with an associated warming kitchen. The Recreation Center is situated on an 86-acre park-like setting, including two full-size soccer fields, three smaller soccer fields, two softball/baseball diamonds, five tennis courts, and an extensive paved path for biking, jogging, walking, and rollerblading. A concession/restroom building serves users of the playing fields.

Other recreational and community assets in the regional area include four professional sports teams offering year-round entertainment and the Cleveland Metroparks System (Metroparks), which consists of nearly 19,000 acres of natural beauty with many scenic, historic and geologic features in Cuyahoga, Lorain and Medina Counties. Over 100 miles of parkways provide easy access to the Metroparks facilities designed in accordance with the park's conservation goals: wildlife management areas and waterfowl sanctuaries; picnic areas and playfields; hiking, bridle, all-purpose and physical fitness trails; six golf courses; swimming, boating and fishing areas; stables; tobogganing, sledding, skating and cross-country skiing areas; and four nature centers offering nature exhibits and programs. A principal asset of the Metroparks is the Cleveland Zoo counting over 3,000 animals occupying 165 rolling, wooded acres, and which is accredited by the American Association of Zoological Parks and Aquariums.

In November of 2000, voters approved the construction of Crocker Park, a mixed-use planned development on eighty acres in the western part of the City. In 2006, construction began on 116 units of residential housing consisting of lofts and townhomes that surround themed gardens. This development has created a downtown center for the City with retail, office, restaurant, and residential spaces. Recent expansion efforts have been made to this property including the relocation of American Greetings headquarters and the addition of a hotel and additional retail space.

In addition to new commercial/industrial development, the City approved plans for several additional upscale subdivisions throughout the City. Strong housing values continue to provide evidence of this upscale community.

Due to the economic success and geographical positioning of the City, the District has a positive outlook for the future with respect to tax based revenues resulting from the mix of residential, commercial and industrial entities.

Major Initiatives

Currently, 3,646 students are enrolled in the District's seven schools (four elementary schools, one intermediate school, one middle school, and one high school), which figure includes District residents attending classes at the West Shore Career Technical District (described further below). The District employs (full- and part-time) 289 professional staff members and 244 non-teaching and support staff employees.

The District operates a variety of non-classroom facilities that consist of athletic fields, an administration facility and a transportation depot.

The high school curriculum offers a wide range of electives and comprehensive courses of study in college preparatory, vocational and physical education programs. A full range of extracurricular programs and activities are available, beginning in the elementary grades. All District schools have libraries, lunch programs, and multipurpose rooms or gyms for student activities.

Approximately 82% of the teaching staff have master's degrees. The District's faculty has an average of 15 years of teaching experience, equal to the statewide average of 15 years (as of Fiscal Year 2015).

Classroom teachers at all levels are supported by specialists in reading, guidance, technology, library services, art, music and physical education. Aides are employed on an as-needed basis to support programming requirements. Nurses, psychologists, aides assisting at-risk and disabled students, and speech pathologists are employed to work with students at all levels. The District's Pupil Personnel Services program includes school health and psychological services, pupil appraisal, counseling and guidance services, special education services, and speech-language and hearing services. Guidance counselors are available at the elementary, intermediate, middle school, and high school levels.

The District is one of the school districts in the West Shore Career Technical District (West Shore Career Tech), which also includes the Bay Village, Rocky River, and Lakewood City School Districts. This vocational program has 1,670 full-time and part-time students, including 16 from the District, enrolled in either a two-year intensive training or one-year work/study program and elective courses.

The District is characterized by high academic performance. Students consistently score well above the state average at the third through eighth and tenth grade levels on the State achievement tests. The High School students score above the national and State averages on the SAT and the ACT tests, as discussed further below. The High School consistently ranks among the top school districts for the annual number of commended, semi-finalist and finalist categories in the National Merit Scholarship competition. In 2016, four students were identified as semi-finalists and an additional six were named as commended scholars. This year, 102 High School Advanced Placement students were named as AP Scholars. Worldwide approximately 13% of students taking AP exams earn this distinction.

In December 2014, the High School was authorized as an International Baccalaureate (IB) Diploma Program. The High School is currently engaged in the second year of the IB Diploma Program.

The High School students are responsible for completing 60 hours of Service Learning activities as a requirement for graduation. Each graduating class accrues in excess of 20,000 hours of community service as part of this program.

The District's educational program includes these attributes and accomplishments, among others:

- The District offers 17 Advanced Placement (AP) courses, 14 International Baccalaureate (IB) courses and 25 honors courses in a variety of disciplines.
- In May 2016, Hilliard and Dover Elementary Schools, along with the District as a whole, were recognized by the State Board of Education with Momentum Awards for exceeding expectations in student growth for the year. Schools and districts must earn straight A's on all Value-Added measures on the state report card to receive the award. The school or district also must have at least two Value-Added subgroups of students, which includes gifted, lowest 20% in achievement, and students with disabilities. Award recipients are considered "models of excellence" for helping students succeed every day. Hilliard and Dover Elementary Schools are among the first winners of the award and part of an elite group of schools demonstrating that children of every background and ability can achieve. Only 165 schools statewide, and only 53 school districts (less than 10% of school districts statewide), received a Momentum Award.

- High School students performed above state averages on the SAT and ACT examinations. The Class of 2016's average ACT score was 24.6 and average SAT score was 1174, each of which was above national and State averages.
- In 2016, one High School student scored a perfect 36 on the ACT test. This was the 8th time in five years a High School student has earned a perfect score on the test.
- The District offers an introductory second language learning program at the elementary level to provide students with a foundation for future learning of second and/or third languages. At the intermediate level, students are given the option to continue with the language they studied at the elementary level or to explore another language. At the middle and high school levels, students are given a choice of languages to study.
- Eight High School Advance Placement (AP) Art History and International Baccalaureate Diploma Program students participated in a two-year Museum Ambassador program with the Cleveland Museum of Art. During academic year 2015-16, the ambassador program revolved around how to bring teens into the museum to celebrate its 100th anniversary, using specific collections within the museum's permanent collection. The Museum Ambassadors program provides a behind-the-scenes experience at the world-class institution. The District was one of eight Northeast Ohio schools chosen for this opportunity.
- Following academic year 2015-16, 100% of the District's 3rd graders met the criteria for promotion to fourth grade under the State's "Third Grade Reading Guarantee".
- Middle School students are offered high school credit courses in Spanish, French, Algebra, Honors Geometry, and Honors Physical Science. 372 Middle School students earned high school credit during academic year 2015-16 – 110 in World Language, 58 in Honors Physical Science, 60 in Honors Geometry, 136 in Algebra I, and eight in Algebra II.
- In 2014, the Middle School received the William M. Jones/Harvard Business School Club Excellence in School Management Award from Harvard Business School Club of Northeast Ohio for its focus on children and student outcomes. In 2015, the Middle School received the "Award for High Progress" from Battelle for Kids, a national, not-for-profit organization that helps teachers, leaders, and school systems tap into their potential to move education forward.
- High School students participated and performed significantly above the mean performance in the Organisation for Economic Co-operation and Development (OECD) Tests for Schools (based on the OECD Young Professionals Programme for International Student Assessment, or PISA).
- A District student recently participated in ongoing research on droplet combustion in microgravity through the [Glenn High School Internship Project/Small Business Innovation Program](#), an eight-week summer internship through NASA Glenn Research Center for students interested in STEM careers. The student helped process results from an experiment running on the International Space Station.
- The District's music program for all K-12 students includes an instrumental, strings, and chorus program beginning in fifth grade. Students are consistently recognized with superior performance ratings at *Ohio Music Education Association* state contests.

- The High School television station, WHBS-TV, provides students a unique opportunity to experience a working television studio. The station has earned Emmy nominations from the National Academy of Television Arts and Sciences, Midwest Region.
- The District has a nationally recognized arts program with two National Gold Key award winners.

All four of the District's elementary schools are International Baccalaureate World Schools. The Primary Years Programme curriculum model, implemented at all four of the elementary schools, uses a combination of inquiry and instruction to help students develop academic knowledge and skills, and apply what they know in new situations. A new consolidated Pre-K through 4 elementary school is planned to replace the District's four aging elementary schools. This is the final phase of the District's building plan. See **School Building Information – Last Ten Fiscal Years** located in the Statistical Section of this CAFR for a listing of the District's current elementary schools.

In 2015 and 2016, a dedicated group of residents, business and nonprofit leaders, higher education representatives, civic representatives, parents and staff came together and shared their ideas and priorities to create the District's Strategic Plan. As the District sets its course for the future, the District believes that it is critical to understand how its stakeholders perceive its priorities and the role of the District in the community. The strategic planning process created a document outlining goals and initiatives to help the District position itself to best prepare students for their lives beyond graduation.

The goals include the following:

- Finance: Maintain a constant and appropriate long-term funding stream to achieve the educational mission of the District.
- Curriculum & Technology: Create a systematic framework to develop an all-inclusive learning environment aimed at educating the whole child that empowers every one of the District's student to positively and purposefully contribute to society and to strive for excellence.
- Facilities: Have a 21st century learning environment where form follows flexible function and accommodates safety, curriculum and technology.
- Communication & Community Partnerships: Build a sense of pride, confidence and trust through communication and partnerships.
- Culture & Environment: Build a culture of inclusion, collaboration, open-mindedness, respect and inspiration, so every student, faculty and community member feels welcomed and inspired to do their very best.

In addition, the District continues to participate in several City/ District partnerships. Kindergarten through grade 12 students currently participate in an art exchange with Tralee, Ireland; the middle school students planted a rain garden with support from the Westlake Garden Club; and high school students worked with city engineers to design a eco-friendly retention basin.

The Board has established a community information program that includes a formal communications office, informational newsletters to residents and staff, a District cable television channel, and various community surveys.

Community News: The District has several avenues of communication, including print and e-mail newsletters, to deliver news and information about the District to City residents, including:

- [Commentary](#) – covers features on student and staff activities and awards, programs available to the public, financial information, the business side of the District and other general news. This newsletter is delivered several times a year to all City residents.
- [Key Communiqué](#) – an e-newsletter that is distributed at least once a month during the school year to provide the latest news and upcoming event information for the District. Anyone can subscribe to this e-newsletter.
- [News Releases](#) – individual news items sent to the local media about contests, photo opportunities, upcoming events, or general informational messages.

Employee News: The District offers different tools to communicate with staff on a range of topics, including [Around the Schools](#), a publication for and about District employees, which is delivered via e-mail to all staff members each Monday.

Website: The District website is a comprehensive source of information about the District. Users of the site can access information on news from the schools and various departments, teacher web sites, athletic information, and upcoming events. Parents are granted access to the District’s Power School program for online access to student grades and other information posted by teachers.

Beginning in academic year 2013-14, the State implemented a number of changes in the way in which the performance of its school districts and their individual schools is to be measured and reported. The former designations (such as “Excellent”) were replaced with letter grades on performance indicators and several new measures. This reporting is being phased in over several years. The components currently included on the report card are Achievement (measuring absolute academic achievement compared to national standards of success), Progress (measuring the average annual improvement for each student), Gap Closing (measuring how well a school district or school is doing in narrowing gaps in reading, math and graduation rate among students according to socioeconomic, racial, ethnic or disability status), Graduation Rate (measuring the percentage of students who entered the 9th grade and graduated in four and five years), K-3 Literacy (measuring the improvement in reading for students in kindergarten through 3rd grade) and Prepared for Success (measuring whether students who graduate are prepared for college or a career).

Component and overall grades are to be added in the assessment for academic year 2017-18, with an additional graded measure within the “Progress” component to be added in the assessment for academic year 2017-18.

For academic years 2013-14, 2014-15 and 2015-16, the District's grades in the measures included within the components described above were:

	Academic Year 2013-14 Grade	Academic Year 2014-15 Grade	Academic Year 2015-16 Grade¹
Achievement			
Performance Index	B	B	B
Performance Indicators	A	A	C
Progress			
Value Added: Overall	A	A	F ²
Value Added: Gifted	A	A	F ³
Value Added: Students with Disabilities	C	A	F ⁴
Value Added: Lowest 20% in Achievement	B	A	F ⁵
Gap Closing			
Annual Measurable Objectives (AMOs)	C	B	C
Graduation Rate			
Graduation Rate (four year)	B	A	A
Graduation Rate (five year)	A	B	A
K-3 Literacy			
K-3 Literacy Improvement	N/A	C	D

By satisfying 23 of the State's 24 performance indicators for academic year 2013-14 (all based on achievement or graduation test passage rates), the District earned a "A" under the State's newly implemented academic performance rating system. School districts throughout the State, in the aggregate, were assigned the following designations related to their performance on the State's achievement assessments and graduation tests.

Designation	Number of School Districts
A	188
B	114
C	131
D	113
F	63

By satisfying 33 of the State's 33 performance indicators for academic year 2014-15 (all based on achievement or graduation test passage rates), the District earned an "A" under the State's newly implemented academic performance rating system. School districts throughout the State, in the aggregate, were assigned the following designations related to their performance on the State's achievement assessments and graduation tests.

Designation	Number of School Districts
A	211
B	99
C	71
D	124
F	104

¹ In the District's view, the most recent letter grades are not indicative of a material change in the educational attainment or achievement of the District's students, but are rather more reflective of a change in grading methodology, criteria and standards.

² According to the State Department of Education, 205 school districts received this letter grade in this category.

³ According to the State Department of Education, 93 school districts received this letter grade in this category.

⁴ According to the State Department of Education, 148 school districts received this letter grade in this category.

⁵ According to the State Department of Education, 129 school districts received this letter grade in this category.

By satisfying 23 of the State's 30 performance indicators for academic year 2015-16 (all based on achievement or graduation test passage rates), the District earned a "C" under the State's academic performance rating system.

Long-Term Financial Planning

As part of the District's long-term planning, the CFO prepares a five-year financial forecast which is ultimately approved by the Board of Education and filed with the Ohio Department of Education. This document provides a snapshot of historical and projected revenues and expenses over the next five years and is accompanied by financial assumption notes. The Board of Education reviews this document on a quarterly basis for changes that might impact their financial decisions.

Financial Policies Impacting the Financial Statements

During fiscal year 2015, the District advance refunded \$57,165,000 of Build America Bonds. This advance refunding was undertaken to reduce the combined total debt service payments by \$2,110,668 and resulted in an economic gain of \$1,093,350. No debt refundings took place in fiscal year 2016; however, the District is constantly evaluating options for the refunding of debt in an effort to save on future interest charges.

Financial Information

Internal Accounting and Budgetary Control

In developing the District's accounting system much consideration was given to the adequacy of internal accounting controls. Internal accounting controls are designed to provide reasonable, but not absolute assurance that the financial statements are free of any material misstatements. The concept of reasonable assurance is based on the assumption that the cost of internal accounting controls should not exceed the benefits expected to be derived from their implementation.

The District utilizes a fully automated accounting system as well as an automated system of control for capital assets and payroll. These systems, coupled with the manual audit of each voucher prior to payment, ensures the financial information generated is both accurate and reliable.

At the beginning of each fiscal year, the Board of Education adopts either a temporary appropriation measure or a permanent appropriation measure for that fiscal year. If a temporary appropriation measure is first adopted, the permanent appropriation measure must be adopted upon receipt from the County Fiscal Officer of an amended certificate of estimated resources based on final assessed values and tax rates, which is usually within the first three months of the fiscal year. Annual appropriations may not exceed the County Budget Commission's official estimate of resources. The County Fiscal Officer must certify that the Board of Education's appropriation measure, including any supplements or amendments, do not exceed the amount set forth in the latest of those official estimates.

All disbursements and transfers of cash between funds require appropriation authority from the Board. Budgets are controlled at the fund, function and object level for all funds. All purchase order requests must be approved by either the Superintendent or the Assistant Superintendent and certified by the CFO/Treasurer; necessary funds are then encumbered and purchase orders are released to vendors. Those requests which exceed the available appropriation are rejected until additional appropriations are secured.

The accounting system used by the District provides interim financial reports which detail year-to-date expenditures and encumbrances versus the original appropriation plus any additional appropriations made to date. Each administrator and school principal is furnished with monthly reports showing the status of the budget accounts for which they are responsible. In addition, an on-line inquiry system is available at each cost center site. The basis of accounting and the various funds utilized by the District are fully described in Note 2 of the basic financial statements. Additional information on the District's budgetary accounting can also be found in Note 2.

Financial Presentation

The District's basic financial statements consist of the following:

Government-wide financial statements: These statements are prepared on an accrual basis of accounting which is similar to the basis of accounting followed by businesses. The government-wide statements distinguish those activities of the District that are governmental in nature.

Fund financial statements: These statements present information for individual major funds rather than by fund type. Non-major funds are presented in total in one column. Governmental funds use the modified accrual basis of accounting and include a reconciliation to the governmental activities accrual information presented in the government-wide financial statements. Proprietary and fiduciary funds use the accrual basis of accounting.

Statement of budgetary comparisons: These statements present comparisons of actual information to the legally adopted budget. The budgetary basis as provided by law is based upon accounting for certain transactions on a basis of cash receipts, disbursements and encumbrances.

Management is responsible for preparing a Management Discussion and Analysis (MD&A) of the District. This discussion follows the Independent Auditor's Report, providing an assessment of the District's finances for fiscal year 2016 and a discussion of current issues affecting the District in the future. The MD&A should be read in conjunction with this letter of transmittal.

Financial Highlights – Fiduciary Fund

The trust fund carried on the financial records of the District is a college scholarship private-purpose trust fund that has a net position totaling \$89,133 as of June 30, 2016. The trust fund earns interest and distributes scholarships.

Independent Audit

State statutes require the District to be subjected to an annual examination by an independent auditor. An annual audit serves to maintain and strengthen the District's accounting and budgetary controls. Independent auditor Dave Yost, Auditor of State, was selected to render an opinion on the District's financial statements as of and for the year ended June 30, 2016. The opinion appears at the beginning of the financial section of this report.

Pursuant to statute, the State prescribes a uniform accounting system to standardize accounting classification and financial reporting for all school governments in Ohio. The District adopted and has been in conformance with that system beginning with its financial report for the 1979 year.

Awards

GFOA Certificate of Achievement

The Government Finance Officers Association of the United States and Canada (GFOA) awarded a Certificate of Achievement for Excellence in Financial Reporting to Westlake City School District for its CAFR for the fiscal year ended June 30, 2015. The Certificate of Achievement is the highest form of recognition in the area of governmental financial reporting.

In order to be awarded a Certificate of Achievement, a government unit must publish an easily readable and efficiently organized CAFR, whose contents conform to program standards. Such a report must satisfy both accounting principles generally accepted in the United States of America and applicable legal requirements.

The Certificate of Achievement is valid for a period of one year only. We believe our current report continues to conform to the Certificate of Achievement program requirements, and we are submitting it to GFOA.

Acknowledgments

The publication of this document is a significant step in documenting the District's financial position and provides both transparency and accountability to the residents of the Westlake City School District.

The preparation of this report would not have been possible without the assistance and support of the staff of the CFO/Treasurer's office, as well as various administrators and staff members of the District. In addition, assistance from the County Fiscal Officer's staff and other outside agencies made possible the fair presentation of statistical data.

Appreciation is also expressed to the accounting firm of Julian & Grube, Inc. for assistance in planning, designing and reviewing this financial report.

Finally, sincere appreciation is extended to the Board of Education for their support on this project.

Respectfully Submitted,

A handwritten signature in black ink, appearing to read "Todd L. Hopkins".

Todd L. Hopkins, CFO/Treasurer

A handwritten signature in black ink, appearing to read "Scott Goggin".

Scott Goggin, Superintendent of Schools

Westlake City School District
Principal Officials
June 30, 2016

Board of Education

Dr. Carol Winter.....	President
Mrs. Barb Leszynski	Vice-President
Mr. John Finucane.....	Member
Mr. Joseph Kraft.....	Member
Dr. Robert Stoll	Member

Chief Financial Officer/Treasurer

Mr. Todd L. Hopkins *

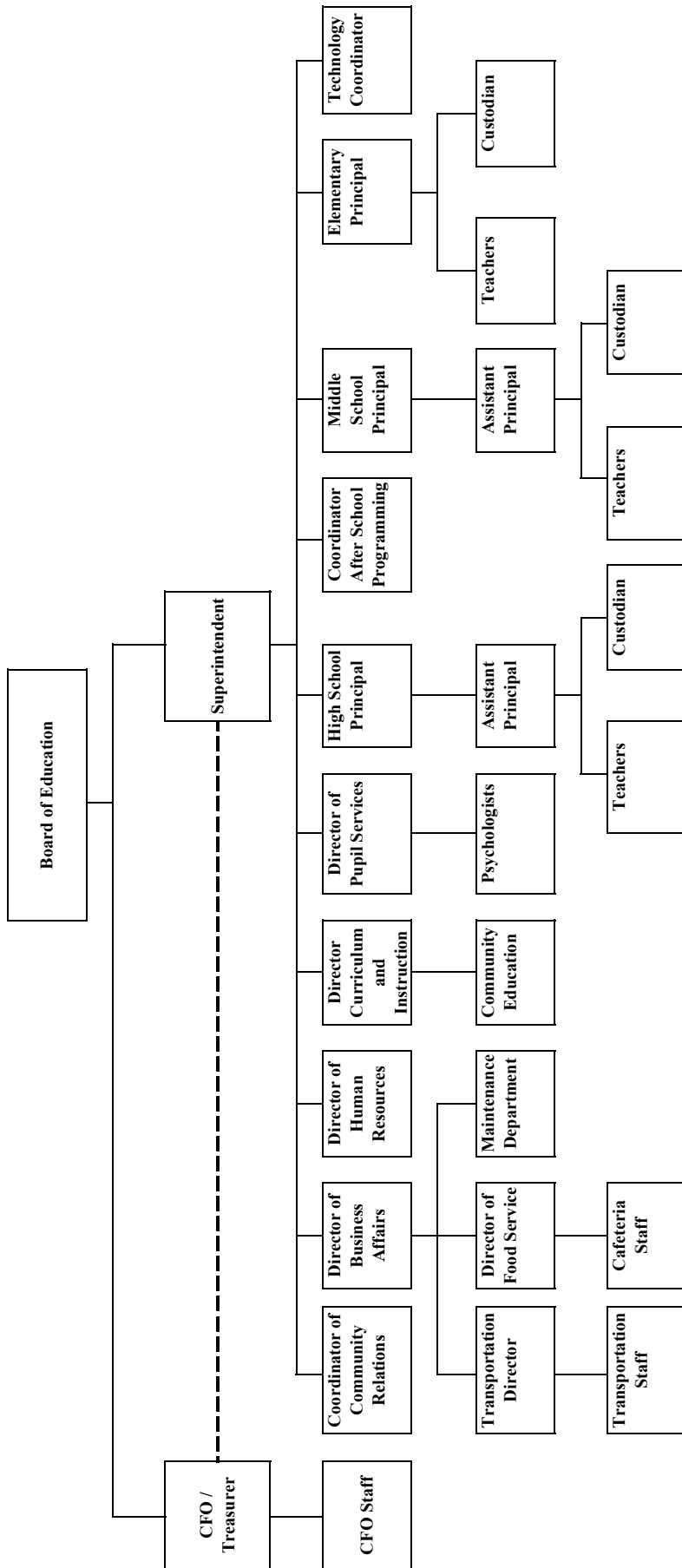
Executive Administration

Mr. Scott Goggin **	Superintendent
Mr. David Kocevar.....	Director of Business Affairs
Mrs. Kathi Maxwell	Director of Curriculum and Instruction
Mr. Brady Sheets.....	Director of Human Resources
Mrs. Stephanie Morgan.....	Director of Pupil Services

* Mr. Todd L. Hopkins replaced Mr. Mark C. Pepera as CFO/Treasurer effective August 1, 2016.

** Mr. Scott Goggin replaced Mr. Geoff Palmer as Superintendent effective August 1, 2016.

Westlake City School District Organizational Chart





Government Finance Officers Association

**Certificate of
Achievement
for Excellence
in Financial
Reporting**

Presented to

**Westlake City School District
Ohio**

For its Comprehensive Annual
Financial Report
for the Fiscal Year Ended

June 30, 2015

A handwritten signature in black ink, reading "Jeffrey R. Emer". The signature is written in a cursive, flowing style.

Executive Director/CEO

FINANCIAL SECTION

THIS PAGE IS INTENTIONALLY LEFT BLANK



Dave Yost • Auditor of State

INDEPENDENT AUDITOR'S REPORT

Westlake City School District
Cuyahoga County
24525 Hilliard Boulevard
Westlake, Ohio 44145

To the Board of Education:

Report on the Financial Statements

We have audited the accompanying financial statements of the governmental activities, each major fund, and the aggregate remaining fund information of the Westlake City School District, Cuyahoga County, Ohio (the District), as of and for the year ended June 30, 2016 and the related notes to the financial statements, which collectively comprise the District's basic financial statements as listed in the table of contents.

Management's Responsibility for the Financial Statements

Management is responsible for preparing and fairly presenting these financial statements in accordance with accounting principles generally accepted in the United States of America; this includes designing, implementing, and maintaining internal control relevant to preparing and fairly presenting financial statements that are free from material misstatement, whether due to fraud or error.

Auditor's Responsibility

Our responsibility is to opine on these financial statements based on our audit. We audited in accordance with auditing standards generally accepted in the United States of America and the financial audit standards in the Comptroller General of the United States' *Government Auditing Standards*. Those standards require us to plan and perform the audit to reasonably assure the financial statements are free from material misstatement.

An audit requires obtaining evidence about financial statement amounts and disclosures. The procedures selected depend on our judgment, including assessing the risks of material financial statement misstatement, whether due to fraud or error. In assessing those risks, we consider internal control relevant to the District's preparation and fair presentation of the financial statements in order to design audit procedures that are appropriate in the circumstances, but not to the extent needed to opine on the effectiveness of the District's internal control. Accordingly, we express no opinion. An audit also includes evaluating the appropriateness of management's accounting policies and the reasonableness of their significant accounting estimates, as well as our evaluation of the overall financial statement presentation.

We believe the audit evidence we obtained is sufficient and appropriate to support our audit opinions.

Opinion

In our opinion, the financial statements referred to above present fairly, in all material respects, the respective financial position of the governmental activities, each major fund, and the aggregate remaining fund information of the Westlake City School District, Cuyahoga County, Ohio, as of June 30, 2016, and the respective changes in financial position and the budgetary comparison for the General Fund thereof for the year then ended in accordance with the accounting principles generally accepted in the United States of America.

Other Matters

Required Supplementary Information

Accounting principles generally accepted in the United States of America require this presentation to include *Management's discussion and analysis* and schedules of net pension liabilities and pension contributions listed in the table of contents, to supplement the basic financial statements. Although this information is not part of the basic financial statements, the Governmental Accounting Standards Board considers it essential for placing the basic financial statements in an appropriate operational, economic, or historical context. We applied certain limited procedures to the required supplementary information in accordance with auditing standards generally accepted in the United States of America, consisting of inquiries of management about the methods of preparing the information and comparing the information for consistency with management's responses to our inquiries, to the basic financial statements, and other knowledge we obtained during our audit of the basic financial statements. We do not opine or provide any assurance on the information because the limited procedures do not provide us with sufficient evidence to opine or provide any other assurance.

Supplementary and Other Information

Our audit was conducted to opine on the District's basic financial statements taken as a whole.

The introductory section, the financial section's combining statements, individual fund statements and schedules and the statistical section information present additional analysis and are not a required part of the basic financial statements.

The statements and schedules are management's responsibility, and derive from and relate directly to the underlying accounting and other records used to prepare the basic financial statements. We subjected these statements and schedules to the auditing procedures we applied to the basic financial statements. We also applied certain additional procedures, including comparing and reconciling statements and schedules directly to the underlying accounting and other records used to prepare the basic financial statements or to the basic financial statements themselves in accordance with auditing standards generally accepted in the United States of America. In our opinion, these statements and schedules are fairly stated in all material respects in relation to the basic financial statements taken as a whole.

We did not subject the introductory section and statistical section information to the auditing procedures applied in the audit of the basic financial statements and, accordingly, we express no opinion or any other assurance on them.

Other Reporting Required by Government Auditing Standards

In accordance with *Government Auditing Standards*, we have also issued our report dated December 30, 2016, on our consideration of the District's internal control over financial reporting and our tests of its compliance with certain provisions of laws, regulations, contracts and grant agreements and other matters. That report describes the scope of our internal control testing over financial reporting and compliance, and the results of that testing, and does not opine on internal control over financial reporting or on compliance. That report is an integral part of an audit performed in accordance with *Government Auditing Standards* in considering the District's internal control over financial reporting and compliance.

A handwritten signature in black ink, reading "Dave Yost". The signature is fluid and cursive, with the first name "Dave" and last name "Yost" clearly legible.

Dave Yost
Auditor of State
Columbus, Ohio

December 30, 2016

THIS PAGE IS INTENTIONALLY LEFT BLANK

**WESTLAKE CITY SCHOOL DISTRICT
CUYAHOGA COUNTY, OHIO**

**MANAGEMENT'S DISCUSSION AND ANALYSIS
FOR THE FISCAL YEAR ENDED JUNE 30, 2016
(UNAUDITED)**

The management's discussion and analysis of the Westlake City School District's (the "District") financial performance provides an overall review of the District's financial activities for the fiscal year ended June 30, 2016. The intent of this discussion and analysis is to look at the District's financial performance as a whole; readers should also review the transmittal letter, basic financial statements and the notes to the basic financial statements to enhance their understanding of the District's financial performance.

Financial Highlights

Key financial highlights for 2016 are as follows:

- In total, net position of governmental activities increased \$8,535,097 which represents an 37.98% increase from 2015.
- General revenues accounted for \$62,024,882 in revenue or 90.97% of all revenues. Program specific revenues in the form of charges for services and sales, operating grants and contributions and capital grants and contributions accounted for \$6,153,328 or 9.03% of total revenues of \$68,178,210.
- The District had \$59,643,113 in expenses related to governmental activities; only \$6,153,328 of these expenses was offset by program specific charges for services and sales, operating grants and contributions and capital grants and contributions. General revenues supporting governmental activities (primarily taxes and unrestricted grants and entitlements) of \$62,024,882 were adequate to provide for these programs.
- The District's major governmental funds are the general fund and bond retirement fund. The general fund had \$55,132,778 in revenues and other financing sources and \$50,014,739 in expenditures and other financing uses. During fiscal 2016, the general fund's fund balance increased \$5,118,039 from a balance of \$22,048,187 to \$27,166,226.
- The bond retirement fund had \$9,187,138 in revenues and \$7,985,458 in expenditures. During fiscal 2016, the bond retirement fund's fund balance increased \$1,201,680 from \$7,419,662 to \$8,621,342.

Using the Basic Financial Statements

This annual report consists of a series of financial statements and notes pertaining to those statements. These statements are organized so the reader can understand the District as a financial whole, an entire operating entity. The statements then proceed to provide an increasingly detailed look at specific financial activities.

The *statement of net position* and *statement of activities* provide information about the activities of the whole District, presenting both an aggregate view of the District's finances and a longer-term view of those finances. Fund financial statements provide the next level of detail. For governmental funds, these statements tell how services were financed in the short-term as well as what remains for future spending. The fund financial statements also look at the District's most significant funds with all other nonmajor funds presented in total in one column. In the case of the District, the general fund and bond retirement fund are by far the most significant funds, and the only governmental funds reported as major funds.

**WESTLAKE CITY SCHOOL DISTRICT
CUYAHOGA COUNTY, OHIO**

**MANAGEMENT'S DISCUSSION AND ANALYSIS
FOR THE FISCAL YEAR ENDED JUNE 30, 2016
(UNAUDITED)**

Reporting the District as a Whole

Statement of net position and the statement of activities

While this document contains the large number of funds used by the District to provide programs and activities, the view of the District as a whole looks at all financial transactions and asks the question, "How did we do financially during 2016?" The statement of net position and the statement of activities answer this question. These statements include *all assets, deferred outflows of resources, liabilities, deferred inflows of resources, revenues and expenses* using the *accrual basis of accounting* similar to the accounting used by most private-sector companies. This basis of accounting will take into account all of the current year's revenues and expenses regardless of when cash is received or paid.

These two statements report the District's *net position* and changes in that position. This change in net position is important because it tells the reader that, for the District as a whole, the *financial position* of the District has improved or diminished. The causes of this change may be the result of many factors, some financial, some not. Non-financial factors include the District's property tax base, current property tax laws in Ohio restricting revenue growth, facility conditions, required educational programs and other factors.

In the statement of net position and the statement of activities, the governmental activities include the District's programs and services, including instruction, support services, operation and maintenance of plant, pupil transportation, extracurricular activities, and food service operations.

Reporting the District's Most Significant Funds

Fund Financial Statements

The analysis of the District's major governmental funds begins on page 13. Fund financial reports provide detailed information about the District's major funds. The District uses many funds to account for a multitude of financial transactions. However, these fund financial statements focus on the District's most significant funds. The District's major governmental funds are the general fund and the bond retirement fund.

Governmental Funds

Most of the District's activities are reported in governmental funds, which focus on how money flows into and out of those funds and the balances left at year-end available for spending in future periods. These funds are reported using an accounting method called *modified accrual* accounting, which measures cash and all other *financial assets* that can readily be converted to cash. The governmental fund financial statements provide a detailed *short-term* view of the District's general government operations and the basic services it provides. Governmental fund information helps you determine whether there are more or fewer financial resources that can be spent in the near future to finance educational programs. The relationship (or differences) between governmental *activities* (reported in the statement of net position and the statement of activities) and governmental *funds* is reconciled in the basic financial statements.

Reporting the District's Fiduciary Responsibilities

The District is the trustee, or fiduciary, for its scholarship programs. This activity is presented as a private-purpose trust fund. The District also acts in a trustee capacity as an agent for individuals or other entities. These activities are reported in an agency fund. All of the District's fiduciary activities are reported in separate statements of fiduciary net position and changes in fiduciary net position. These activities are excluded from the District's other financial statements because the assets cannot be utilized by the District to finance its operations.

Notes to the Basic Financial Statements

The notes provide additional information that is essential to a full understanding of the data provided in the government-wide and fund financial statements.

**WESTLAKE CITY SCHOOL DISTRICT
CUYAHOGA COUNTY, OHIO**

**MANAGEMENT'S DISCUSSION AND ANALYSIS
FOR THE FISCAL YEAR ENDED JUNE 30, 2016
(UNAUDITED)**

Required Supplementary Information

In addition to the basic financial statements and accompanying notes, this report also presents certain required supplementary information concerning the District's net pension liability.

The District as a Whole

The statement of net position provides the perspective of the District as a whole. The table below provides a summary of the District's net position for 2016 and 2015.

	Net Position	
	Governmental Activities 2016	Governmental Activities 2015
<u>Assets</u>		
Current and other assets	\$ 77,947,408	\$ 75,570,088
Capital assets, net	<u>115,250,563</u>	<u>118,096,352</u>
Total assets	<u>193,197,971</u>	<u>193,666,440</u>
<u>Deferred outflows of resources</u>		
Unamortized deferred charges	1,113,437	1,337,151
Pension	<u>7,489,232</u>	<u>4,996,025</u>
Total deferred outflows	<u>8,602,669</u>	<u>6,333,176</u>
<u>Liabilities</u>		
Current liabilities	7,780,993	7,585,925
Long-term liabilities:		
Due within one year	4,613,850	3,012,759
Due in more than one year:		
Net pension liability	76,744,837	71,317,862
Other amounts	<u>85,927,793</u>	<u>91,905,051</u>
Total liabilities	<u>175,067,473</u>	<u>173,821,597</u>
<u>Deferred inflows of resources</u>		
Property taxes	31,645,667	35,779,063
Pensions	<u>9,027,055</u>	<u>12,873,608</u>
Total deferred inflows	<u>40,672,722</u>	<u>48,652,671</u>
<u>Net Position</u>		
Net investment in capital assets	31,800,580	32,047,648
Restricted	8,555,064	5,985,512
Unrestricted (deficit)	<u>(54,295,199)</u>	<u>(60,507,812)</u>
Total net position (deficit)	<u>\$ (13,939,555)</u>	<u>\$ (22,474,652)</u>

The District has adopted GASB Statement 68, "Accounting and Financial Reporting for Pensions—an Amendment of GASB Statement 27," which significantly revises accounting for pension costs and liabilities. For reasons discussed below, many end users of this financial statement will gain a clearer understanding of the District's actual financial condition by adding deferred inflows related to pension and the net pension liability to the reported net position and subtracting deferred outflows related to pension.

**WESTLAKE CITY SCHOOL DISTRICT
CUYAHOGA COUNTY, OHIO**

**MANAGEMENT'S DISCUSSION AND ANALYSIS
FOR THE FISCAL YEAR ENDED JUNE 30, 2016
(UNAUDITED)**

Governmental Accounting Standards Board standards are national and apply to all government financial reports prepared in accordance with generally accepted accounting principles. When accounting for pension costs, GASB 27 focused on a funding approach. This approach limited pension costs to contributions annually required by law, which may or may not be sufficient to fully fund each plan's *net pension liability*. GASB 68 takes an earnings approach to pension accounting; however, the nature of Ohio's statewide pension systems and state law governing those systems requires additional explanation in order to properly understand the information presented in these statements.

Under the new standards required by GASB 68, the net pension liability equals the District's proportionate share of each plan's collective:

1. Present value of estimated future pension benefits attributable to active and inactive employees' past service
- 2 Minus plan assets available to pay these benefits

GASB notes that pension obligations, whether funded or unfunded, are part of the "employment exchange" – that is, the employee is trading his or her labor in exchange for wages, benefits, and the promise of a future pension. GASB noted that the unfunded portion of this pension promise is a present obligation of the government, part of a bargained-for benefit to the employee, and should accordingly be reported by the government as a liability since they received the benefit of the exchange. However, the District is not responsible for certain key factors affecting the balance of this liability. In Ohio, the employee shares the obligation of funding pension benefits with the employer. Both employer and employee contribution rates are capped by State statute. A change in these caps requires action of both Houses of the General Assembly and approval of the Governor. Benefit provisions are also determined by State statute. The employee enters the employment exchange with the knowledge that the employer's promise is limited not by contract but by law. The employer enters the exchange also knowing that there is a specific, legal limit to its contribution to the pension system. In Ohio, there is no legal means to enforce the unfunded liability of the pension system *as against the public employer*. State law operates to mitigate/lessen the moral obligation of the public employer to the employee, because all parties enter the employment exchange with notice as to the law. The pension system is responsible for the administration of the plan.

Most long-term liabilities have set repayment schedules or, in the case of compensated absences (i.e. sick and vacation leave), are satisfied through paid time-off or termination payments. There is no repayment schedule for the net pension liability. As explained above, changes in pension benefits, contribution rates, and return on investments affect the balance of the net pension liability, but are outside the control of the local government. In the event that contributions, investment returns, and other changes are insufficient to keep up with required pension payments, State statute does not assign/identify the responsible party for the unfunded portion. Due to the unique nature of how the net pension liability is satisfied, this liability is separately identified within the long-term liability section of the statement of net position.

In accordance with GASB 68, the District's statements prepared on an accrual basis of accounting include an annual pension expense for their proportionate share of each plan's *change* in net pension liability not accounted for as deferred inflows/outflows. In addition, the District has reported a net pension liability and deferred inflows/outflows of resources related to pension on the accrual basis of accounting.

Current and other assets increased primarily in the area of cash and investments which increased \$2,862,310 due to current year operations. The decrease in capital assets is due to the depreciation exceeding capital asset additions in fiscal year 2016. The increase in current liabilities is due to an increase in accounts payable for services performed in fiscal year 2016. The decrease in long term liabilities is due to the payment of bonds in the current fiscal year. The District's net pension liability increased \$5,426,975; however, this increase was offset by an increase to deferred outflows of resources related to pension of \$2,493,207 and a decrease to deferred inflows of resources related to pensions of \$3,846,553.

**WESTLAKE CITY SCHOOL DISTRICT
CUYAHOGA COUNTY, OHIO**

**MANAGEMENT'S DISCUSSION AND ANALYSIS
FOR THE FISCAL YEAR ENDED JUNE 30, 2016
(UNAUDITED)**

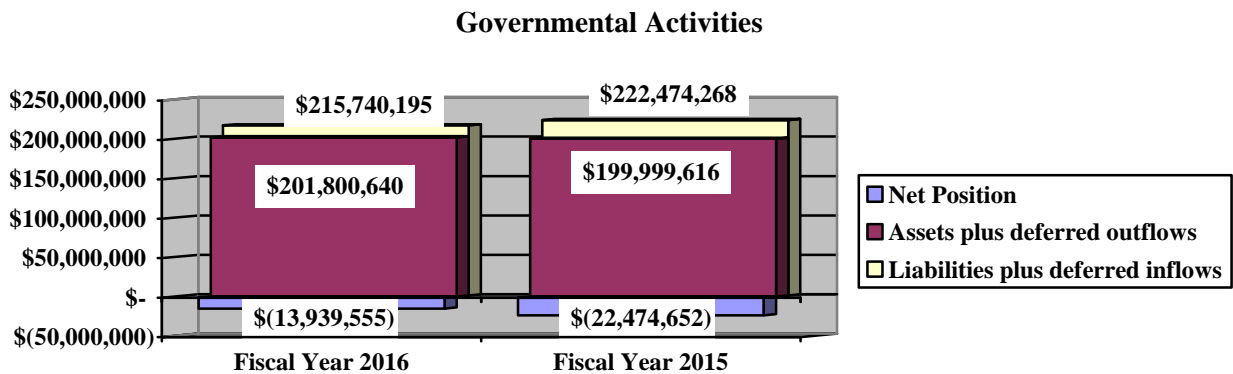
The total impact of the net pension liability and related deferred inflows and deferred outflows was an increase to net position of \$912,785 which is the difference between the fiscal year 2016 contractually required pension contributions of \$4,297,411 and the pension expense calculated and reported under GASB 68 of \$3,384,626.

Over time, net position can serve as a useful indicator of a government's financial position. At June 30, 2016, the District's liabilities plus deferred inflows exceeded assets plus deferred outflows by \$13,939,555. Of this total, \$8,555,064 is restricted in use.

At year-end, capital assets represented 59.65% of total assets. Capital assets include land, construction in progress, land improvements, buildings and improvements, furniture and equipment, vehicles and textbooks and library books. Net position invested in capital assets at June 30, 2016, was \$31,800,580. These capital assets are used to provide services to the students and are not available for future spending. Although the District's investment in capital assets is reported net of related debt, it should be noted that the resources to repay the debt must be provided from other sources, since capital assets may not be used to liquidate these liabilities.

A portion of the District's net position, \$8,555,064, represents resources that are subject to external restriction on how they may be used. The remaining balance of unrestricted net position is a deficit of \$54,295,199.

The graph below illustrates the District's governmental activities assets plus deferred outflows, liabilities plus deferred inflows and net position at June 30, 2016 and 2015.



**WESTLAKE CITY SCHOOL DISTRICT
CUYAHOGA COUNTY, OHIO**

**MANAGEMENT'S DISCUSSION AND ANALYSIS
FOR THE FISCAL YEAR ENDED JUNE 30, 2016
(UNAUDITED)**

The table below shows the change in net position for fiscal years 2016 and 2015.

	Change in Net Position	
	Governmental Activities	Governmental Activities
<u>Revenues</u>	<u>2016</u>	<u>2015</u>
Program revenues:		
Charges for services and sales	\$ 2,245,278	\$ 2,343,747
Operating grants and contributions	3,578,050	4,147,496
Capital grants and contributions	330,000	-
General revenues:		
Property taxes	51,783,672	45,738,535
Payment in lieu of taxes	455,000	227,500
Grants and entitlements	9,379,082	9,752,076
Investment earnings	250,028	169,939
Miscellaneous and gain on sale	157,100	136,480
Total revenues	<u>68,178,210</u>	<u>62,515,773</u>
<u>Expenses</u>		
Program expenses:		
Instruction:		
Regular	21,919,688	22,211,994
Special	7,448,107	7,246,667
Vocational	1,053,253	1,000,860
Adult/continuing	3,334	3,275
Other	1,704,407	1,565,581
Support services:		
Pupil	3,726,306	3,588,053
Instructional staff	1,635,220	1,732,345
Board of education	71,975	46,916
Administration	2,941,589	2,744,778
Fiscal	1,442,664	1,302,611
Business	459,516	504,915
Operations and maintenance	5,305,924	5,425,118
Pupil transportation	3,654,866	3,968,862
Central	354,613	319,218
Operation of non-instructional services:		
Food service operations	1,242,054	1,215,531
Other non-instructional services	1,258,018	1,305,906
Extracurricular activities	1,508,100	1,451,391
Interest and fiscal charges	3,913,479	4,884,193
Total expenses	<u>59,643,113</u>	<u>60,518,214</u>
Change in net position	8,535,097	1,997,559
Net position (deficit) at beginning of year	<u>(22,474,652)</u>	<u>(24,472,211)</u>
Net position (deficit) at end of year	<u>\$ (13,939,555)</u>	<u>\$ (22,474,652)</u>

**WESTLAKE CITY SCHOOL DISTRICT
CUYAHOGA COUNTY, OHIO**

**MANAGEMENT'S DISCUSSION AND ANALYSIS
FOR THE FISCAL YEAR ENDED JUNE 30, 2016
(UNAUDITED)**

Governmental Activities

Net position of the District's governmental activities increased \$8,535,097. Total governmental expenses of \$59,643,113 were offset by program revenues of \$6,153,328 and general revenues of \$62,024,882. Program revenues supported 10.32% of the total governmental expenses.

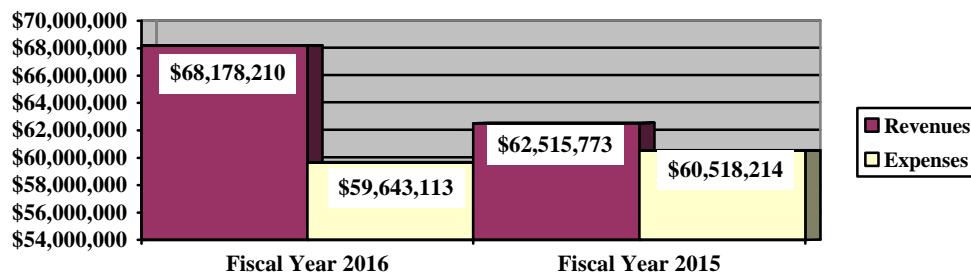
The primary sources of revenue for governmental activities are derived from property taxes, and grants and entitlements. These revenue sources represent 90.38% of total governmental revenue. The increase in property taxes is due to the increase in the amount collected by the County Fiscal Officer and available as advance at fiscal year-end. The amount collected and available as advance for the fiscal year end June 30, 2016, June 30, 2015 and June 30, 2014 was \$14,015,645, \$10,364,257 and \$8,507,221, respectively. The fluctuations in these amounts caused the reported increase for fiscal year 2016 in tax revenue. The amount collected and available for advance can vary depending upon when tax bills are sent. Real estate property is reappraised every six years. Charges for services and sales remained comparable to fiscal year 2015. Operating grants and contributions decreased primarily due to less federal funding being received in fiscal year 2016. Capital grants and contributions increased due to donations received for the District's artificial turf project at the high school stadium. Payments in lieu of taxes (PILOT) revenue increased due to increased revenue related to the American Greetings PILOT. Unrestricted grants and entitlements decreased due to less State of Ohio Foundation funding namely in the area of the pupil transportation allocation. Investment earnings increased as the District had more money to invest and higher interest rates on investments. Miscellaneous revenue remained comparable to fiscal year 2015.

The largest expense of the District is for instructional programs. Instruction expenses totaled \$32,128,789 or 53.87% of total governmental expenses for fiscal 2016. Instruction expenses remained comparable to fiscal year 2015, decreasing \$100,412, or 0.31%, from fiscal year 2015. The District continually monitors costs and has implemented cost-control measures when needed.

The increase in property taxes of 13.22%, coupled with expenses decreasing about 1.45% over the prior year still allowed the increase in change in net position. The decrease in expenses is primarily due to a decrease in instruction related expenses. The District has worked to control instruction costs through retirement incentives and other measures.

The graph below presents the District's governmental activities revenue and expenses for fiscal year 2016 and 2015.

Governmental Activities - Revenues and Expenses



The statement of activities shows the cost of program services and the charges for services and grants offsetting those services. The following table shows, for governmental activities, the total cost of services and the net cost of services. That is, it identifies the cost of these services supported by tax revenue and unrestricted State grants and entitlements.

**WESTLAKE CITY SCHOOL DISTRICT
CUYAHOGA COUNTY, OHIO**

**MANAGEMENT'S DISCUSSION AND ANALYSIS
FOR THE FISCAL YEAR ENDED JUNE 30, 2016
(UNAUDITED)**

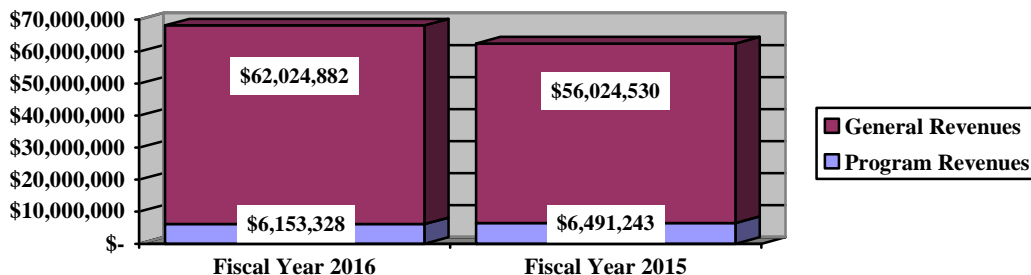
Governmental Activities

	Total Cost of Services <u>2016</u>	Net Cost of Services <u>2016</u>	Total Cost of Services <u>2015</u>	Net Cost of Services <u>2015</u>
Program expenses				
Instruction:				
Regular	\$ 21,919,688	\$ 21,620,923	\$ 22,211,994	\$ 21,666,711
Special	7,448,107	6,678,325	7,246,667	6,474,152
Vocational	1,053,253	1,050,207	1,000,860	998,317
Adult/continuing	3,334	(26,451)	3,275	(28,911)
Other	1,704,407	1,322,472	1,565,581	1,270,855
Support services:				
Pupil	3,726,306	3,532,305	3,588,053	3,415,606
Instructional staff	1,635,220	1,561,144	1,732,345	1,660,251
Board of education	71,975	71,975	46,916	46,916
Administration	2,941,589	2,939,958	2,744,778	2,742,844
Fiscal	1,442,664	1,442,664	1,302,611	1,302,611
Business	459,516	459,516	504,915	504,915
Operations and maintenance	5,305,924	5,238,068	5,425,118	5,362,836
Pupil transportation	3,654,866	3,404,352	3,968,862	3,681,613
Central	354,613	354,613	319,218	319,218
Operation of non-instructional services:				
Food service operations	1,242,054	33,129	1,215,531	42,557
Other non-instructional services	1,258,018	(60,700)	1,305,906	89,422
Extracurricular activities	1,508,100	492,270	1,451,391	762,977
Interest and fiscal charges	3,913,479	3,375,015	4,884,193	3,714,081
Total expenses	<u>\$ 59,643,113</u>	<u>\$ 53,489,785</u>	<u>\$ 60,518,214</u>	<u>\$ 54,026,971</u>

The dependence upon tax and other general revenues for governmental activities is apparent, as 95.38% of instruction activities are supported through taxes, grants and entitlements and other general revenues. For all governmental activities, general revenue support is 89.68%. Taxes and unrestricted grants and entitlements from the State of Ohio, as a whole, are by far the primary support for the District's students.

The graph below presents the District's governmental activities revenue for fiscal year 2016 and 2015.

Governmental Activities - General and Program Revenues



**WESTLAKE CITY SCHOOL DISTRICT
CUYAHOGA COUNTY, OHIO**

**MANAGEMENT'S DISCUSSION AND ANALYSIS
FOR THE FISCAL YEAR ENDED JUNE 30, 2016
(UNAUDITED)**

The District's Funds

The District's governmental funds (as presented on page 22) reported a combined fund balance of \$37,082,083, which is higher than last year's total of \$30,434,599. The schedule below indicates the fund balance and the total change in fund balance as of June 30, 2016 and 2015.

	<u>Fund Balance June 30, 2016</u>	<u>Fund Balance June 30, 2015</u>	<u>Change</u>
General	\$ 27,166,226	\$ 22,048,187	\$ 5,118,039
Bond Retirement	8,621,342	7,419,662	1,201,680
Other Governmental	<u>1,294,515</u>	<u>966,750</u>	<u>327,765</u>
Total	<u>\$ 37,082,083</u>	<u>\$ 30,434,599</u>	<u>\$ 6,647,484</u>

General Fund

The District's general fund balance increased \$5,118,039. An analysis of the general fund's revenues and expenditures is presented on the following page.

Bond Retirement Fund

The bond retirement fund had \$9,187,138 in revenues and \$7,985,458 in expenditures. During fiscal 2016, the bond retirement fund's fund balance increased \$1,201,680 from \$7,419,662 to \$8,621,342. Bond retirement fund property tax and intergovernmental revenues continue to exceed debt service requirements on current obligations.

Other Governmental Funds

The fund balances of the other governmental funds increased 33.90% from the prior year. This increase was due to the receipt of a \$330,000 donation for the artificial turf project at the Westlake High School Stadium.

**WESTLAKE CITY SCHOOL DISTRICT
CUYAHOGA COUNTY, OHIO**

**MANAGEMENT'S DISCUSSION AND ANALYSIS
FOR THE FISCAL YEAR ENDED JUNE 30, 2016
(UNAUDITED)**

The table that follows assists in illustrating the financial activities of the general fund.

	<u>2016</u> <u>Amount</u>	<u>2015</u> <u>Amount</u>	<u>Increase</u> <u>(Decrease)</u>	<u>Percentage</u> <u>Change</u>
<u>Revenues</u>				
Taxes and payments in lieu of taxes	\$ 44,441,873	\$ 41,887,032	\$ 2,554,841	6.10 %
Tuition	794,319	839,728	(45,409)	(5.41) %
Earnings on investments	252,818	158,269	94,549	59.74 %
Intergovernmental	9,000,399	9,387,028	(386,629)	(4.12) %
Other revenues	<u>616,247</u>	<u>672,943</u>	<u>(56,696)</u>	<u>(8.43) %</u>
Total	<u>\$ 55,105,656</u>	<u>\$ 52,945,000</u>	<u>\$ 2,160,656</u>	<u>4.08 %</u>
<u>Expenditures</u>				
Instruction	\$ 28,999,950	\$ 28,950,510	49,440	0.17 %
Support services	18,456,388	18,512,203	(55,815)	(0.30) %
Other non-instructional services	652,572	580,433	72,139	12.43 %
Extracurricular activities	1,104,772	1,080,697	24,075	2.23 %
Facilities acquisition and construction	693,857	476,536	217,321	45.60 %
Capital outlay	-	430,188	(430,188)	100.00 %
Debt service	<u>97,200</u>	<u>97,200</u>	<u>-</u>	<u>- %</u>
Total	<u>\$ 50,004,739</u>	<u>\$ 50,127,767</u>	<u>\$ (123,028)</u>	<u>(0.25) %</u>

The increase in property tax revenue is due to the increase in the amount collected by the County Fiscal Officer and available as advance at fiscal year-end. The amount collected and available as advance for the fiscal year end June 30, 2016 and June 30, 2015 was \$11,799,861 and \$8,781,134, respectively. The amount collected and available for advance can vary depending upon when tax bills are sent. Tuition revenue decreased due to less open enrollment participation. Investment earnings increased as the District had more money to invest and higher interest rates on investments. Intergovernmental revenues decreased due to less funding being received by the District from the State of Ohio in the form of Foundation payments. Other revenues remained comparable to fiscal year 2015.

Expenditures for instruction, support services and non-instructional services remained comparable to the prior year. Facilities and acquisition expenditures increased due to expenses for the Field House renovation project. Capital outlay expenditures decreased as the District entered into a capital lease obligation in fiscal year 2015.

General Fund Budgeting Highlights

The District's budget is prepared according to Ohio law and is based on accounting for certain transactions on a basis of cash receipts, disbursements and encumbrances. The most significant budgeted fund is the general fund.

During the course of fiscal 2016 the District amended its general fund budget several times. For the general fund, final budgeted revenues and other financing sources were \$48,813,928, which is higher than original budgeted revenues and other financing sources estimate of \$48,799,461. Actual revenues and other financing sources for fiscal 2016 were \$51,291,008 this is an increase of \$2,477,080 from final budgeted revenues and other financing sources which is primarily due to conservative budgeting of property tax receipts.

**WESTLAKE CITY SCHOOL DISTRICT
CUYAHOGA COUNTY, OHIO**

**MANAGEMENT'S DISCUSSION AND ANALYSIS
FOR THE FISCAL YEAR ENDED JUNE 30, 2016
(UNAUDITED)**

General fund original appropriations (appropriated expenditures plus other financing uses) of \$56,058,103 were increased to \$56,096,152 in the final budget. The actual budget basis expenditures and other financing uses for fiscal year 2016 totaled \$54,291,425, which was \$1,804,727 lower than the final budget appropriations

Capital Assets and Debt Administration

Capital Assets

At the end of fiscal 2016, the District had \$115,250,563 invested in land, construction in progress, land improvements, buildings and improvements, furniture and equipment, vehicles and textbooks and library books. This entire amount is reported in governmental activities. The following table shows fiscal 2016 balances compared to 2015:

**Capital Assets at June 30
(Net of Depreciation)**

	<u>Governmental Activities</u>	
	<u>2016</u>	<u>2015</u>
Land	\$ 2,468,751	\$ 2,468,751
Construction in progress	401,514	122,167
Land improvements	133,606	140,847
Buildings and improvements	109,106,769	111,670,872
Furniture and equipment	1,852,711	2,003,405
Vehicles	1,045,422	1,195,607
Textbooks and library books	<u>241,790</u>	<u>494,703</u>
Total	<u>\$ 115,250,563</u>	<u>\$ 118,096,352</u>


The overall decrease in capital assets of \$2,845,789 is primarily due to depreciation expense of \$3,505,582 and disposals of \$10,048 (net of accumulated depreciation) exceeding capital outlays of \$669,841 in the fiscal year.

**WESTLAKE CITY SCHOOL DISTRICT
CUYAHOGA COUNTY, OHIO**

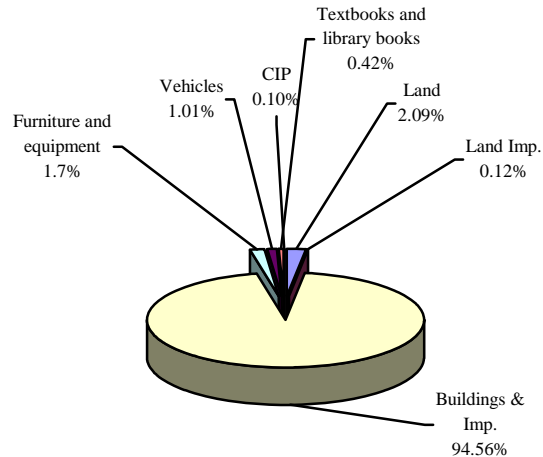
**MANAGEMENT'S DISCUSSION AND ANALYSIS
FOR THE FISCAL YEAR ENDED JUNE 30, 2016
(UNAUDITED)**

The graphs below present the District's capital assets for fiscal 2016 and fiscal 2015.

Governmental Activities - 2016



Governmental Activities - 2015



See Note 9 to the basic financial statements for additional information on the District's capital assets.

Debt Administration

At June 30, 2016, the District had \$80,850,000 in general obligation bonds (the issue is comprised of current issue bonds, term bonds, sinking fund bonds and capital appreciation bonds) outstanding. Of this total, \$2,635,000 is due within one year and \$78,215,000 is due in more than one year. The following table summarizes the bonds outstanding.

Outstanding Debt, at Year End

	Governmental Activities 2016	Governmental Activities 2015
Current interest bonds	\$ 46,575,000	\$ 48,945,000
Term bonds	22,490,000	22,490,000
Sinking fund bonds	11,260,000	11,260,000
Capital appreciation bonds	525,000	905,000
Accretion on capital appreciation bonds	1,785,343	2,840,375
Total	<u>\$ 82,635,343</u>	<u>\$ 86,440,375</u>

The District made \$4,495,000 in principal payments on the current interest bonds during fiscal year 2016. The capital appreciation bonds accreted \$689,968 in interest during 2016 and one of the capital appreciation bonds matured during the fiscal year.

See Note 10 to the basic financial statements for detail on the District's debt administration.

**WESTLAKE CITY SCHOOL DISTRICT
CUYAHOGA COUNTY, OHIO**

**MANAGEMENT'S DISCUSSION AND ANALYSIS
FOR THE FISCAL YEAR ENDED JUNE 30, 2016
(UNAUDITED)**

Current Financial Related Activities

The Westlake Board of Education and administration closely monitor revenues and expenditures in accordance with its financial forecast and the School District Continuous Improvement Plan (CIP), which provides a roadmap for District achievement and performance measurement. This monitoring process was recently affirmed by the rating agencies of Moody's and Standard and Poor's.

The financial future of the District is not without its internal as well as external challenges. In the foreseeable future, the internal challenge will remain as long as the District is required to rely on local property taxes to fund its operations. External challenges continue to evolve as the district absorbs additional unfunded mandates, battles with a sluggish economy and struggles with the State of Ohio who has yet to determine an adequate solution to the State's educational funding system.

The State of Ohio was found by the Ohio Supreme Court in March 1997 to be operating an unconstitutional educational funding system, one that was neither 'adequate' nor 'equitable'. Since 1997, the State has directed its additional financial support toward school districts with little property tax wealth. In May of 2000, the Ohio Supreme Court again, ruled that, while the State had made some progress, the current funding system for schools is far too dependent on property taxes, which are inherently not 'equitable' nor 'adequate'. The court directed the Governor and the legislature to address the fundamental issue creating the inequities. On December 11, 2002, the Ohio Supreme Court issued its latest opinion regarding the State's school funding plan. The decision reaffirmed earlier decisions that Ohio's current school-funding decision is unconstitutional. The Supreme Court relinquished jurisdiction over the case and directed "...the Ohio General Assembly to enact a school-funding scheme that is thorough and efficient". In the summer of 2010, the Legislature approved HB1 which contained a major educational reform package proposed by the Governor. Due to funding constraints being experienced by the State, the new funding model was to be phased-in over several years. In the summer of 2011, a new administration emerged and HB153, the Biennial Budget was passed. Most recently the legislature passed HB136 which contains yet another funding model and new initiatives. At this time, the District is unable to determine with certainty what effect this new funding model will ultimately have on its financial future and subsequently its operations.

The District has not projected any meaningful growth in State revenues due to the economy and a going concern regarding the new State funding model and legislation which dictates the redistribution and/or accelerated phase-out of state-reimbursed personal property taxes. With approximately 83.7 percent of general fund revenues being derived from local sources, one can see the significant impact these changes will have on the District and ultimately, the residential taxpayers.

As previously stated the community support for the schools remains solid. In May of 2000, the Westlake voters had passed a 5.5 mill replacement levy, which helped fund the general operations and permanent improvements of the District over the last several years. In addition, the community overwhelmingly passed a bond issue in late 2002 to support the construction of a new district Performing Arts center. In May of 2006, the community passed a 6.9 mill continuing levy for general operations. Most recently, in May of 2010, the community overwhelmingly passed a 3.4 mill bond issue to support phase I of its capital improvement plan.

As a result of the challenges mentioned above, it will be imperative that management continues to carefully and prudently manage their finances to meet community expectations and provide the facilities and resources required to meet student needs over the next several years. The Westlake community understands the income generated by local levies remains relatively constant, thereby forcing the District to come back to the voters from time to time asking for additional support. The District continues to communicate to the community the reliance upon their support for the majority of its operations and will continue to work diligently to plan expenses, staying carefully within the District's financial five-year plan.

**WESTLAKE CITY SCHOOL DISTRICT
CUYAHOGA COUNTY, OHIO**

**MANAGEMENT'S DISCUSSION AND ANALYSIS
FOR THE FISCAL YEAR ENDED JUNE 30, 2016
(UNAUDITED)**

In summary, the District has committed itself to financial and educational excellence for many years to come. The District has received the Government Finance Officers Association (GFOA) Certificate of Achievement for Excellence in Financial Reporting since 1993 and several State Auditor Awards for financial distinction. Educationally, the District continues to rank among the top schools in Ohio for educational excellence receiving high performance designations by the Ohio Department of Education.

Contacting the District's Financial Management

This financial report is designed to provide our citizens, taxpayers, investors and creditors with a general overview of the District's finances and to report the District's accountability for the money it receives.

If you have questions about this report or need additional financial information please contact: Todd Hopkins, Chief Financial Officer/Treasurer, Westlake City School District, 24525 Hilliard Boulevard, Westlake, Ohio 44145. Or if you prefer, you may email inquiries to: HopkinsT@wlake.org.

**WESTLAKE CITY SCHOOL DISTRICT
CUYAHOGA COUNTY, OHIO**

**STATEMENT OF NET POSITION
JUNE 30, 2016**

	Governmental Activities
Assets:	
Equity in pooled cash and investments	\$ 30,024,026
Receivables:	
Property taxes	47,150,183
Accounts.	4,728
Accrued interest	35,847
Intergovernmental	665,146
Prepayments	51,881
Materials and supplies inventory.	8,015
Inventory held for resale.	7,582
Capital assets:	
Nondepreciable capital assets	2,870,265
Depreciable capital assets, net	112,380,298
Capital assets, net	115,250,563
Total assets.	193,197,971
Deferred outflows of resources:	
Unamortized deferred charges on debt refunding	1,113,437
Pension - STRS	5,917,395
Pension - SERS	1,571,837
Total deferred outflows of resources	8,602,669
Liabilities:	
Accounts payable.	626,935
Contracts payable.	126,097
Retainage payable	667,619
Accrued wages and benefits payable	4,896,187
Intergovernmental payable	140,978
Pension and postemployment benefits payable	713,202
Accrued interest payable	583,265
Unearned revenue	26,710
Long-term liabilities:	
Due within one year.	4,613,850
Due in more than one year:	
Net pension liability	76,744,837
Other amounts due in more than one year	85,927,793
Total liabilities	175,067,473
Deferred inflows of resources:	
Property taxes levied for the next fiscal year.	31,645,667
Pension - STRS.	8,515,480
Pension - SERS.	511,575
Total deferred inflows of resources	40,672,722
Net position:	
Net investment in capital assets	31,800,580
Restricted for:	
Capital projects	708,739
Debt service.	6,440,435
Locally funded programs	504,335
State funded programs.	149,985
Federally funded programs	241,512
Student activities	230,437
Other purposes	279,621
Unrestricted (deficit)	(54,295,199)
Total net position (deficit).	\$ (13,939,555)

SEE ACCOMPANYING NOTES TO THE BASIC FINANCIAL STATEMENTS

**WESTLAKE CITY SCHOOL DISTRICT
CUYAHOGA COUNTY, OHIO**

STATEMENT OF ACTIVITIES
FOR THE FISCAL YEAR ENDED JUNE 30, 2016

		Program Revenues		
	Expenses	Charges for Services and Sales	Operating Grants and Contributions	Capital Grants and Contributions
Governmental activities:				
Instruction:				
Regular	\$ 21,919,688	\$ 256,620	\$ 42,145	\$ -
Special	7,448,107	-	769,782	-
Vocational	1,053,253	-	3,046	-
Adult/continuing.	3,334	25,235	4,550	-
Other	1,704,407	-	381,935	-
Support services:				
Pupil.	3,726,306	-	194,001	-
Instructional staff	1,635,220	-	74,076	-
Board of education	71,975	-	-	-
Administration.	2,941,589	-	1,631	-
Fiscal.	1,442,664	-	-	-
Business.	459,516	-	-	-
Operations and maintenance	5,305,924	52,856	15,000	-
Pupil transportation.	3,654,866	3,530	246,984	-
Central	354,613	-	-	-
Operation of non-instructional services:				
Food service operations	1,242,054	858,000	350,925	-
Other non-instructional services	1,258,018	605,475	713,243	-
Extracurricular activities.	1,508,100	443,562	242,268	330,000
Interest and fiscal charges	3,913,479	-	538,464	-
Total governmental activities	\$ 59,643,113	\$ 2,245,278	\$ 3,578,050	\$ 330,000

General revenues:

Property taxes levied for:

General purposes

Debt service.

Payments in lieu of taxes.

Grants and entitlements not restricted

to specific programs

Investment earnings

Gain on sale of assets

Miscellaneous

Total general revenues

Change in net position

Net position (deficit) at beginning of year . .

Net position (deficit) at end of year.

SEE ACCOMPANYING NOTES TO THE BASIC FINANCIAL STATEMENTS

**Net (Expense) Revenue
and Changes in Net Position**
Governmental
Activities

\$	(21,620,923)
	(6,678,325)
	(1,050,207)
	26,451
	(1,322,472)
	(3,532,305)
	(1,561,144)
	(71,975)
	(2,939,958)
	(1,442,664)
	(459,516)
	(5,238,068)
	(3,404,352)
	(354,613)
	(33,129)
	60,700
	(492,270)
	(3,375,015)
	<hr/>
	(53,489,785)
	<hr/>

	43,977,628
	7,806,044
	455,000
	9,379,082
	250,028
	17,074
	140,026
	<hr/>
	62,024,882
	<hr/>
	8,535,097
	(22,474,652)
	<hr/>
\$	(13,939,555)
	<hr/>

**WESTLAKE CITY SCHOOL DISTRICT
CUYAHOGA COUNTY, OHIO**

BALANCE SHEET
GOVERNMENTAL FUNDS
JUNE 30, 2016

	General	Bond Retirement	Nonmajor Governmental Funds	Total Governmental Funds
Assets:				
Equity in pooled cash and investments	\$ 21,516,093	\$ 6,405,558	\$ 2,102,375	\$ 30,024,026
Receivables:				
Property taxes.	41,358,619	5,791,564	-	47,150,183
Accounts	2,593	-	2,135	4,728
Accrued interest	35,847	-	-	35,847
Interfund loans	3,070	-	-	3,070
Intergovernmental.	215,996	-	449,150	665,146
Prepayments	51,881	-	-	51,881
Materials and supplies inventory.	4,774	-	3,241	8,015
Inventory held for resale.	-	-	7,582	7,582
Total assets	<u>\$ 63,188,873</u>	<u>\$ 12,197,122</u>	<u>\$ 2,564,483</u>	<u>\$ 77,950,478</u>
Liabilities:				
Accounts payable.	\$ 592,044	\$ -	\$ 34,891	\$ 626,935
Contracts payable	29,412	-	96,685	126,097
Retainage payable	-	-	667,619	667,619
Accrued wages and benefits payable	4,751,004	-	145,183	4,896,187
Compensated absences payable	54,612	-	-	54,612
Intergovernmental payable	121,735	-	19,243	140,978
Pension and postemployment benefits payable	675,712	-	37,490	713,202
Interfund loans payable.	-	-	3,070	3,070
Unearned revenue.	26,710	-	-	26,710
Total liabilities.	<u>6,251,229</u>	<u>-</u>	<u>1,004,181</u>	<u>7,255,410</u>
Deferred inflows of resources:				
Property taxes levied for the next fiscal year.	28,257,588	3,388,079	-	31,645,667
Delinquent property tax revenue not available.	1,301,170	187,701	-	1,488,871
Intergovernmental revenue not available.	199,456	-	265,787	465,243
Accrued interest not available	13,204	-	-	13,204
Total deferred inflows of resources	<u>29,771,418</u>	<u>3,575,780</u>	<u>265,787</u>	<u>33,612,985</u>
Fund balances:				
Nonspendable:				
Materials and supplies inventory	4,774	-	3,241	8,015
Prepays.	51,881	-	-	51,881
Restricted:				
Debt service.	-	8,621,342	-	8,621,342
Capital improvements	-	-	41,120	41,120
Food service operations	-	-	322,198	322,198
Non-public schools	-	-	158,726	158,726
Special education	-	-	12,565	12,565
Targeted academic assistance	-	-	18,935	18,935
Extracurricular	-	-	230,437	230,437
Other purposes.	-	-	507,293	507,293
Committed:				
Capital improvements	8,693	-	-	8,693
Health insurance	1,160,000	-	-	1,160,000
Assigned:				
Student instruction	783,352	-	-	783,352
Student and staff support.	928,497	-	-	928,497
Facilities acquisition and construction	479,317	-	-	479,317
School supplies	16,358	-	-	16,358
Subsequent year appropriations	1,193,858	-	-	1,193,858
Other purposes.	51,515	-	-	51,515
Unassigned	22,487,981	-	-	22,487,981
Total fund balances	<u>27,166,226</u>	<u>8,621,342</u>	<u>1,294,515</u>	<u>37,082,083</u>
Total liabilities, deferred inflows and fund balances	<u>\$ 63,188,873</u>	<u>\$ 12,197,122</u>	<u>\$ 2,564,483</u>	<u>\$ 77,950,478</u>

SEE ACCOMPANYING NOTES TO THE BASIC FINANCIAL STATEMENTS

**WESTLAKE CITY SCHOOL DISTRICT
CUYAHOGA COUNTY, OHIO**

RECONCILIATION OF TOTAL GOVERNMENTAL FUND BALANCES TO
NET POSITION OF GOVERNMENTAL ACTIVITIES
JUNE 30, 2016

Total governmental fund balances		\$ 37,082,083
<i>Amounts reported for governmental activities on the statement of net position are different because:</i>		
Capital assets used in governmental activities are not financial resources and therefore are not reported in the funds.		115,250,563
Other long-term assets are not available to pay for current-period expenditures and therefore are deferred inflows in the funds.		
Property taxes receivable	\$ 1,488,871	
Accrued interest receivable	13,204	
Intergovernmental receivable	465,243	
Total	<u> </u>	1,967,318
Unamortized premiums on bonds issued are not recognized in the funds.		(3,871,812)
Unamortized deferred amounts on debt refundings are not recognized in the funds.		1,113,437
Accrued interest payable is not due and payable in the current period and therefore is not reported in the funds.		(583,265)
The net pension liability is not due and payable in the current period; therefore, liability and related deferred inflows and outflows are not reported in the funds.		
Deferred outflows - Pension	7,489,232	
Deferred Inflows - Pension	(9,027,055)	
Net pension liability	(76,744,837)	
Total	<u> </u>	(78,282,660)
Long-term liabilities, including bonds payable, are not due and payable in the current period and therefore are not reported in the funds.		
General obligation bonds	(82,635,343)	
Capital lease obligations	(270,262)	
Compensated absences	(3,709,614)	
Total	<u> </u>	(86,615,219)
Net position (deficit) of governmental activities		<u><u>\$ (13,939,555)</u></u>

SEE ACCOMPANYING NOTES TO THE BASIC FINANCIAL STATEMENTS

**WESTLAKE CITY SCHOOL DISTRICT
CUYAHOGA COUNTY, OHIO**

**STATEMENT OF REVENUES, EXPENDITURES AND CHANGES IN FUND BALANCES
GOVERNMENTAL FUNDS
FOR THE FISCAL YEAR ENDED JUNE 30, 2016**

	General	Bond Retirement	Nonmajor Governmental Funds	Total Governmental Funds
Revenues:				
From local sources:				
Property taxes	\$ 43,986,873	\$ 7,843,353	\$ -	\$ 51,830,226
Payment in lieu of taxes	455,000	-	-	455,000
Tuition.	794,319	-	-	794,319
Transportation fees.	3,530	-	-	3,530
Earnings on investments	252,818	-	3,199	256,017
Charges for services	-	-	858,000	858,000
Extracurricular.	114,326	-	129,095	243,421
Classroom materials and fees	237,855	-	-	237,855
Rental income	55,251	-	25,235	80,486
Contributions and donations	62,919	-	510,398	573,317
Contract services.	27,667	-	-	27,667
Other local revenues	114,699	-	3,935	118,634
Intergovernmental - state	8,906,627	805,321	726,227	10,438,175
Intergovernmental - federal	93,772	538,464	1,628,083	2,260,319
Total revenues	<u>55,105,656</u>	<u>9,187,138</u>	<u>3,884,172</u>	<u>68,176,966</u>
Expenditures:				
Current:				
Instruction:				
Regular.	19,878,056	-	35,615	19,913,671
Special	6,770,929	-	609,113	7,380,042
Vocational	1,008,643	-	-	1,008,643
Adult/continuing	-	-	3,151	3,151
Other	1,342,322	-	364,786	1,707,108
Support services:				
Pupil	3,460,044	-	199,288	3,659,332
Instructional staff	1,462,607	-	69,961	1,532,568
Board of education	71,975	-	-	71,975
Administration	2,863,807	39	1,558	2,865,404
Fiscal	1,343,555	104,141	-	1,447,696
Business.	382,702	-	-	382,702
Operations and maintenance	4,934,687	-	15,000	4,949,687
Pupil transportation	3,588,283	-	-	3,588,283
Central	348,728	-	-	348,728
Operation of non-instructional services:				
Food service operations.	-	-	1,141,498	1,141,498
Other operation of non-instructional.	652,572	-	590,814	1,243,386
Extracurricular activities	1,104,772	-	334,033	1,438,805
Facilities acquisition and construction.	693,857	-	201,590	895,447
Debt service:				
Principal retirement.	81,464	4,495,000	-	4,576,464
Interest and fiscal charges	15,736	3,386,278	-	3,402,014
Total expenditures	<u>50,004,739</u>	<u>7,985,458</u>	<u>3,566,407</u>	<u>61,556,604</u>
Excess of revenues over expenditures	<u>5,100,917</u>	<u>1,201,680</u>	<u>317,765</u>	<u>6,620,362</u>
Other financing sources (uses):				
Sale of capital assets	27,122	-	-	27,122
Transfers in.	-	-	10,000	10,000
Transfers (out)	(10,000)	-	-	(10,000)
Total other financing sources (uses)	<u>17,122</u>	<u>-</u>	<u>10,000</u>	<u>27,122</u>
Net change in fund balances	5,118,039	1,201,680	327,765	6,647,484
Fund balances at beginning of year.	22,048,187	7,419,662	966,750	30,434,599
Fund balances at end of year.	<u>\$ 27,166,226</u>	<u>\$ 8,621,342</u>	<u>\$ 1,294,515</u>	<u>\$ 37,082,083</u>

SEE ACCOMPANYING NOTES TO THE BASIC FINANCIAL STATEMENTS

**WESTLAKE CITY SCHOOL DISTRICT
CUYAHOGA COUNTY, OHIO**

RECONCILIATION OF THE STATEMENT OF REVENUES, EXPENDITURES
AND CHANGES IN FUND BALANCES OF GOVERNMENTAL FUNDS
TO THE STATEMENT OF ACTIVITIES
FOR THE FISCAL YEAR ENDED JUNE 30, 2016

Net change in fund balances - total governmental funds \$ 6,647,484

*Amounts reported for governmental activities in the
statement of activities are different because:*

Governmental funds report capital outlays as expenditures. However,
in the statement of activities, the cost of those assets are allocated over
their estimated useful lives as depreciation expense.

Capital asset additions	\$ 669,841	
Current year depreciation	(3,505,582)	
Total		(2,835,741)

The net effect of various miscellaneous transactions involving capital assets
(i.e., sales, disposals, trade-ins, and donations) is to decrease net position. (10,048)

Revenues in the statement of activities that do not provide current financial
resources are not reported as revenues in the governmental funds.

Property taxes	(46,554)	
Earnings on investments	(4,652)	
Intergovernmental	35,376	
Total		(15,830)

Repayment of bond and capital lease principal is an expenditure in the
governmental funds, but the repayment reduces long-term liabilities on
the statement of net position. Principal payments during the year were:

Bonds	4,495,000	
Capital leases	81,464	
Total		4,576,464

In the statement of activities, interest is accrued on outstanding bonds, whereas
in governmental funds, an interest expenditure is reported when due. The
following items resulted in additional interest being reported in the statement
of activities:

Decrease in accrued interest payable	25,363	
Accreted interest on capital appreciation bonds	(689,968)	
Amortization of bond premiums	376,854	
Amortization of deferred charges	(223,714)	
Total		(511,465)

Contractually required pension contributions are reported as expenditures in
governmental funds; however, the statement of activities reports these amounts
as deferred outflows. 4,297,411

Except for amounts reported as deferred inflows/outflows, changes in the net
pension liability are reported as pension expense in the statement of activities. (3,384,626)

Some expenses reported in the statement of activities, such as compensated
absences, do not require the use of current financial resources and therefore
are not reported in governmental funds. (228,552)

Change in net position of governmental activities \$ 8,535,097

SEE ACCOMPANYING NOTES TO THE BASIC FINANCIAL STATEMENTS

**WESTLAKE CITY SCHOOL DISTRICT
CUYAHOGA COUNTY, OHIO**

STATEMENT OF REVENUES, EXPENDITURES AND CHANGES IN
FUND BALANCE - BUDGET AND ACTUAL (NON-GAAP BUDGETARY BASIS)
GENERAL FUND
FOR THE FISCAL YEAR ENDED JUNE 30, 2016

	Budgeted Amounts			Variance with Final Budget Positive (Negative)
	Original	Final	Actual	
Revenues:				
From local sources:				
Property taxes	\$ 38,978,049	\$ 38,989,605	\$ 40,968,146	\$ 1,978,541
Tuition.	237,721	237,791	249,858	12,067
Transportation fees.	3,044	3,045	3,199	154
Earnings on investments	200,768	200,828	211,019	10,191
Extracurricular.	43	43	45	2
Classroom materials and fees	11,103	11,106	11,670	564
Rental income	50,288	50,303	52,856	2,553
Contract services.	26,323	26,331	27,667	1,336
Other local revenues	434,623	434,751	456,813	22,062
Intergovernmental - state	8,519,632	8,522,158	8,954,618	432,460
Intergovernmental - federal	89,217	89,243	93,772	4,529
Total revenues	<u>48,550,811</u>	<u>48,565,204</u>	<u>51,029,663</u>	<u>2,464,459</u>
Expenditures:				
Current:				
Instruction:				
Regular	22,064,243	21,668,635	20,926,756	741,879
Special.	7,038,987	7,049,548	6,867,570	181,978
Vocational.	979,913	1,048,519	1,042,905	5,614
Other.	2,761,242	2,671,376	2,671,106	270
Support services:				
Pupil.	4,102,688	4,048,876	3,965,886	82,990
Instructional staff	1,818,838	1,730,008	1,624,228	105,780
Board of education	46,277	72,726	71,523	1,203
Administration.	3,168,293	3,185,858	3,005,243	180,615
Fiscal	1,450,770	1,482,900	1,473,609	9,291
Business	606,694	595,709	501,793	93,916
Operations and maintenance.	5,007,953	5,561,338	5,429,918	131,420
Pupil transportation	4,279,220	3,959,266	3,832,856	126,410
Central.	341,439	439,257	437,345	1,912
Operation of non-instructional services:				
Other non-instructional services	45,418	45,418	31,408	14,010
Extracurricular activities.	758,708	758,977	738,580	20,397
Facilities acquisition and construction	1,104,920	1,655,018	1,636,345	18,673
Total expenditures	<u>55,575,603</u>	<u>55,973,429</u>	<u>54,257,071</u>	<u>1,716,358</u>
Excess of expenditures over revenues	<u>(7,024,792)</u>	<u>(7,408,225)</u>	<u>(3,227,408)</u>	<u>4,180,817</u>
Other financing sources (uses):				
Refund of prior year's expenditures	204,988	205,049	215,454	10,405
Refund of prior year's receipts.	(2,500)	(2,815)	(2,515)	300
Transfers (out).	(460,000)	(98,023)	(10,000)	88,023
Advances in.	17,857	17,863	18,769	906
Advances (out)	(20,000)	(21,885)	(21,839)	46
Sale of capital assets	25,805	25,812	27,122	1,310
Total other financing sources (uses)	<u>(233,850)</u>	<u>126,001</u>	<u>226,991</u>	<u>100,990</u>
Net change in fund balance	<u>(7,258,642)</u>	<u>(7,282,224)</u>	<u>(3,000,417)</u>	<u>4,281,807</u>
Fund balance at beginning of year	14,803,738	14,803,738	14,803,738	-
Prior year encumbrances appropriated	4,408,222	4,408,222	4,408,222	-
Fund balance at end of year	<u>\$ 11,953,318</u>	<u>\$ 11,929,736</u>	<u>\$ 16,211,543</u>	<u>\$ 4,281,807</u>

SEE ACCOMPANYING NOTES TO THE BASIC FINANCIAL STATEMENTS

**WESTLAKE CITY SCHOOL DISTRICT
CUYAHOGA COUNTY, OHIO**

STATEMENT OF FIDUCIARY NET POSITION
FIDUCIARY FUNDS
JUNE 30, 2016

	<u>Private-Purpose Trust</u>	
	<u>Scholarship</u>	<u>Agency</u>
Assets:		
Equity in pooled cash and investments	\$ 89,133	\$ 267,490
Liabilities:		
Accounts payable.	-	\$ 793
Intergovernmental payable	-	4,207
Due to students.	-	262,490
Total liabilities	-	\$ 267,490
Net position:		
Held in trust for scholarships	89,133	
Total net position.	\$ 89,133	

SEE ACCOMPANYING NOTES TO THE BASIC FINANCIAL STATEMENTS

**WESTLAKE CITY SCHOOL DISTRICT
CUYAHOGA COUNTY, OHIO**

STATEMENT OF CHANGES IN FIDUCIARY NET POSITION
FIDUCIARY FUND
FOR THE FISCAL YEAR ENDED JUNE 30, 2016

	Private-Purpose Trust
	Scholarship
Additions:	
Interest.	\$ 90
Gifts and contributions.	18,370
Total additions.	<u>18,460</u>
Deductions:	
Scholarships awarded	<u>27,108</u>
Change in net position	(8,648)
Net position at beginning of year.	<u>97,781</u>
Net position at end of year	<u><u>\$ 89,133</u></u>

SEE ACCOMPANYING NOTES TO THE BASIC FINANCIAL STATEMENTS

**WESTLAKE CITY SCHOOL DISTRICT
CUYAHOGA COUNTY, OHIO**

**NOTES TO THE BASIC FINANCIAL STATEMENTS
FOR THE FISCAL YEAR ENDED JUNE 30, 2016**

NOTE 1 - DESCRIPTION OF THE SCHOOL DISTRICT

Westlake City School District (the “District”) is a body politic and corporate established for the purpose of exercising the rights and privileges conveyed to it by the constitution and laws of the State of Ohio. The District operates under a locally-elected five-member Board form of government.

The District is located in Westlake, Ohio, Cuyahoga County. The Board of Education controls the District’s seven instructional/support facilities. The District employs (full- and part-time) 289 professional staff members and 244 non-teaching and support staff employees who provide services to 3,646 students and other community members.

NOTE 2 - SUMMARY OF SIGNIFICANT ACCOUNTING POLICIES

The financial statements of the District have been prepared in conformity with accounting principles generally accepted in the United States of America (GAAP) as applied to local governmental units. The Governmental Accounting Standards Board (GASB) is the accepted standard-setting body for establishing governmental accounting and financial reporting principles. The most significant of the District’s accounting policies are described below.

A. Reporting Entity

The reporting entity has been defined in accordance with GASB Statement No. 14, “The Financial Reporting Entity” as amended by GASB Statement No. 39, “Determining Whether Certain Organizations Are Component Units” and GASB Statement No. 61, “The Financial Reporting Entity: Omnibus an Amendment of GASB Statements No. 14 and No. 34”. The reporting entity is composed of the primary government and component units. The primary government consists of all funds, departments, boards and agencies that are not legally separate from the District. For the District, this includes general operations, food service, and student related activities of the District.

Component units are legally separate organizations for which the District is financially accountable. The District is financially accountable for an organization if the District appoints a voting majority of the organization’s Governing Board and (1) the District is able to significantly influence the programs or services performed or provided by the organization; or (2) the District is legally entitled to or can otherwise access the organization’s resources; or (3) the District is legally obligated or has otherwise assumed the responsibility to finance the deficits of, or provide financial support to, the organization; or (4) the District is obligated for the debt of the organization. Component units may also include organizations that are fiscally dependent on the District in that the District approves the budget, the issuance of debt or the levying of taxes. Certain organizations are also included as component units if the nature and significance of the relationship between the primary government and the organization is such that exclusion by the primary government would render the primary government’s financial statements incomplete or misleading. Based upon the application of these criteria, the District has no component units. The basic financial statements of the reporting entity include only those of the District (the primary government).

**WESTLAKE CITY SCHOOL DISTRICT
CUYAHOGA COUNTY, OHIO**

**NOTES TO THE BASIC FINANCIAL STATEMENTS
FOR THE FISCAL YEAR ENDED JUNE 30, 2016**

NOTE 2 - SUMMARY OF SIGNIFICANT ACCOUNTING POLICIES - (Continued)

The following organizations are described due to their relationship to the District.

RELATED ORGANIZATION

Porter Public Library

The Porter Public Library (the "Library") is a distinct political subdivision of the State of Ohio created under Chapter 3375 of the Ohio Revised Code. The Library is governed by a Board of Trustees appointed by the Westlake City School District Board of Education. The Board of Trustees possesses its own contracting and budgeting authority, hires and fires personnel and does not depend on the District for operational subsidies. Although the District does serve as the taxing authority and may issue tax related debt on behalf of the Library, its role is limited to a ministerial function. The determination to request approval of a tax, the rate and the purpose are discretionary decisions made solely by the Board of Trustees. Financial information can be obtained from the Porter Public Library, Ms. Judy Dobbs, Fiscal Officer, at 27333 Center Ridge Road, Westlake, Ohio 44145.

JOINTLY GOVERNED ORGANIZATIONS

Connect

Connect, formerly known as the North Coast Council, is a jointly governed organization serving twenty-four school districts and two educational service centers. Connect was organized pursuant to Ohio Revised Code Chapter 167 as a regional council of governments for the purpose of applying modern technology with the aid of computers and other electronic equipment to administrative and instructional functions among the member districts. Connect operates as an information technology center pursuant to ORC 3301.075. Each of the governments of these schools supports Connect based on a per pupil charge dependent upon the software packages used. The District contributed \$109,947 to Connect during fiscal year 2016. Connect is governed by a four-member Board of Directors consisting of the Superintendent of the Educational Service Center of Cuyahoga County, the Superintendent of the Educational Service Center of Lorain County, the Superintendent of the Educational Service Center of Medina County, and the Executive Director of the Ohio Schools Council. Financial information can be obtained by contacting the Treasurer at the Cuyahoga County Educational Service Center, who serves as fiscal agent, at 5700 West Canal Road, Valley View, Ohio 44125.

Ohio Schools Council Association

The Ohio Schools' Council Association (Council) is a jointly governed organization among 201 school districts, educational service centers, joint vocational districts, and Developmental Disabilities boards in 33 Ohio counties. The jointly governed organization was formed to bring quality products and services at the lowest possible cost to the member districts. The Council's Board consists of seven superintendents of the participating districts whose terms rotate every year. The degree of control exercised by any school district is limited to its representation on the Board. In fiscal year 2016, the District paid \$5,611 to the Council for annual membership and other fees. Financial information can be obtained by contacting William J. Zelei, the Executive Director of the Ohio Schools' Council at 6393 Oak Tree Blvd., Suite 377, Independence, Ohio 44131.

**WESTLAKE CITY SCHOOL DISTRICT
CUYAHOGA COUNTY, OHIO**

**NOTES TO THE BASIC FINANCIAL STATEMENTS
FOR THE FISCAL YEAR ENDED JUNE 30, 2016**

NOTE 2 - SUMMARY OF SIGNIFICANT ACCOUNTING POLICIES - (Continued)

The District participates in the natural gas purchase program. This program allows the District to purchase natural gas at reduced rates. Compass Energy has been selected as the supplier and program manager. There are currently 151 participants in the program. The participants make monthly payments based on estimated usage. Each September, these estimated payments are compared to their actual usage for the year (July to June). School districts that paid more in estimated billings than their actual billings are issued credits on future billings beginning in September until the credits are exhausted and school districts that did not pay enough on estimated billings are invoiced for the difference on the September monthly estimated billing.

The District participates in the Council's electric purchase program. This program allows school districts to purchase electricity at reduced rates, if the school districts will commit to participating for in the program for either a two year period or an eight and one-half year period depending upon electric generation area. FirstEnergy Solutions has been selected as the supplier for the program. The participants make monthly payments based on estimated usage. Each June these estimated payments are compared to the actual usage for the year and any necessary adjustments are made.

INSURANCE PURCHASING POOL

Suburban Health Consortium

The Suburban Health Consortium (the "Consortium") is a shared health risk pool created on October 1, 2001, formed by the Boards of Education of several school districts in northeast Ohio, for the purposes of maximizing benefits and/or reducing costs of group health, life, dental and/or other insurance coverages for their employees and the eligible dependents and designated beneficiaries of such employees. The Consortium was formed and operates as a legally separate entity under Ohio Revised Code Section 9.833. The Board of Directors shall be the governing body of the Consortium. The Board of Education of each Consortium Member shall appoint its Superintendent or such Superintendent's designee to be its representative of the Board of Directors. The officers of the Board of Directors shall consist of a Chairman, Vice-Chairman and Recording Secretary, who shall be elected at the annual meeting of Board of Directors and serve until the next annual meeting. All of the authority of the Consortium shall be exercised by or under the direction of the Board of Directors. The Board of Directors shall also set all premiums and other amounts to be paid by the Consortium Members, and the Board of Directors shall also have the authority to waive premiums and other payments. All members of the Board of Directors shall serve without compensation.

**WESTLAKE CITY SCHOOL DISTRICT
CUYAHOGA COUNTY, OHIO**

**NOTES TO THE BASIC FINANCIAL STATEMENTS
FOR THE FISCAL YEAR ENDED JUNE 30, 2016**

NOTE 2 - SUMMARY OF SIGNIFICANT ACCOUNTING POLICIES - (Continued)

The Fiscal Agent shall be the Board of Education responsible for administering the financial transactions of the Consortium (Orange City School District). The Fiscal Agent shall carry out the responsibilities of the Consortium Fund, enter into contracts on behalf of the Consortium as authorized by the Directors and carry out such other responsibilities as approved by the Directors and agreed to by the Fiscal Agent. Each District Member enrolled in a benefit program may require contributions from its employees toward the cost of any benefit program being offered by such District Member, and such contributions shall be included in the payments from such District Member to the Fiscal Agent for such benefit program. Contributions are to be submitted by each District Member, to the Fiscal Agent, required under the terms of the Consortium Agreement and any benefit program in which such District Member is enrolled to the Fiscal Agent on a monthly basis, or as otherwise required in accordance with any benefit program in which such District Member is enrolled. All general administrative costs incurred by the Consortium that are not covered by the premium payments shall be shared equally by the Consortium Members as approved by the Directors, and shall be paid by each Consortium Member upon receipt of notice from the Fiscal Agent that such payment is due. It is the express intention of the Consortium Members that the Consortium Agreement and the Consortium shall continue for an indefinite term, but may be terminated as provided in the Consortium Agreement. Any Consortium Member wishing to withdraw from participation in the Consortium or any benefit program shall notify the Fiscal Agent at least one hundred eighty (180) days prior to the effective date of withdrawal.

Upon withdrawal of a Consortium Member, the Consortium shall pay the run out of all claims for such Consortium Member provided such Consortium Member has paid to the Consortium, prior to the effective date of withdrawal, a withdrawal fee in the amount equal to two months' premiums at the Consortium Member's current rate. Payment of the withdrawal fee does not extend insurance coverage for two months. Upon automatic withdrawal, for non-payment of premiums required by the Consortium Agreement, the Consortium shall pay the run out of all claims for such Consortium Member provided that the Consortium has received from such Consortium Member all outstanding and unpaid premiums and other amounts and the withdrawal fee equal to two months' premiums at the Consortium Member's current rates. Any Consortium Member which withdraws from the Consortium pursuant to the Consortium Agreement shall have no claim to the Consortium's assets. Financial information for the Consortium can be obtained from Mr. Todd Puster, Treasurer of the Orange City School District (the "Fiscal Agent") at 32000 Chagrin Blvd., Pepper Pike, Ohio 44124-5974.

B. Fund Accounting

The District uses funds to report its financial position and the results of its operations. A fund is a separate accounting entity with a self-balancing set of accounts. Fund accounting is designed to demonstrate legal compliance and to aid financial management by segregating transactions related to certain school district activities or functions. Funds are classified into three categories: governmental, proprietary and fiduciary. Each category is divided into separate fund types.

GOVERNMENTAL FUNDS

Governmental funds focus on the sources, uses and balances of current financial resources. Expendable assets are assigned to the various governmental funds according to the purposes for which they may or must be used. Current liabilities are assigned to the fund from which they will be paid. The difference between governmental fund assets plus deferred outflows of resources and liabilities plus deferred inflows of resources is reported as fund balance.

**WESTLAKE CITY SCHOOL DISTRICT
CUYAHOGA COUNTY, OHIO**

**NOTES TO THE BASIC FINANCIAL STATEMENTS
FOR THE FISCAL YEAR ENDED JUNE 30, 2016**

NOTE 2 - SUMMARY OF SIGNIFICANT ACCOUNTING POLICIES - (Continued)

The following are the District's major governmental funds:

General fund - The general fund is used to account for and report all financial resources not accounted for and reported in another fund. The general fund balance is available for any purpose provided it is expended or transferred according to the general laws of Ohio.

Bond retirement fund - The bond retirement fund is used to account for and report financial resources that are restricted, committed or assigned to expenditure for principal and interest.

Other governmental funds of the District are used to account for (a) financial resources that are restricted, committed, or assigned to expenditures for capital outlays including the acquisition or construction of capital facilities and other capital assets, not reported in the building fund, and (b) specific revenue sources that are restricted or committed to an expenditure for specified purposes other than debt service or capital projects.

PROPRIETARY FUNDS

Proprietary funds are used to account for the District's ongoing activities which are similar to those often found in the private sector where the determination of net income is necessary or useful to sound financial administration. The District has no proprietary funds.

FIDUCIARY FUNDS

Fiduciary fund reporting focuses on net position and changes in net position. The fiduciary fund category is split into four classifications: pension trust funds, investment trust funds, private-purpose trust funds and agency funds. Trust funds are used to account for assets held by the District under a trust agreement for individuals, private organizations, or other governments and are therefore not available to support the District's own programs. The District's only trust fund is a private-purpose trust which accounts for a college scholarship program for students. Agency funds are custodial in nature (assets equal liabilities) and do not involve measurement of results of operations. The District's agency funds account for resources belonging to the student bodies of the various schools and for monies collected on behalf of and disbursed to the Ohio High School Athletic Association.

C. Basis of Presentation and Measurement Focus

The District's basic financial statements consist of government-wide statements, including a statement of net position and a statement of activities, and fund financial statements which provide a more detailed level of financial information.

Government-wide Financial Statements - The statement of net position and the statement of activities display information about the District as a whole. These statements include the financial activities of the primary government, except for fiduciary funds. These statements distinguish between those activities that are governmental and those that are considered business-type activities. The District has no business-type activities.

**WESTLAKE CITY SCHOOL DISTRICT
CUYAHOGA COUNTY, OHIO**

**NOTES TO THE BASIC FINANCIAL STATEMENTS
FOR THE FISCAL YEAR ENDED JUNE 30, 2016**

NOTE 2 - SUMMARY OF SIGNIFICANT ACCOUNTING POLICIES - (Continued)

The government-wide statement of activities presents a comparison between direct expenses and program revenues for each function or program of the governmental activities of the District. Direct expenses are those that are specifically associated with a service, program or department and therefore clearly identifiable to a particular function. Program revenues include amounts paid by the recipient of goods or services offered by the program and grants and contributions that are restricted to meeting the operational or capital requirements of a particular program. Revenues not classified as program revenues are presented as general revenues of the District.

The government-wide financial statements are prepared using the economic resources measurement focus. All assets and deferred outflows of resources and all liabilities and deferred inflows of resources associated with the operation of the District are included on the statement of net position.

Fund Financial Statements - Fund financial statements report detailed information about the District. The focus of governmental fund financial statements is on major funds rather than reporting funds by type. Each major fund is presented in a separate column, and all nonmajor funds are aggregated into one column. Fiduciary funds are reported by fund type.

All governmental funds are accounted for using a flow of current financial resources measurement focus. With this measurement focus, only current assets and deferred outflows of resources and current liabilities and deferred inflows of resources generally are included on the balance sheet. The statement of revenues, expenditures and changes in fund balances reports on the sources (i.e., revenues and other financing sources) and uses (i.e., expenditures and other financing uses) of current financial resources. This approach differs from the manner in which the governmental activities of the government-wide financial statements are prepared. Governmental fund financial statements therefore include a reconciliation with brief explanations to better identify the relationship between the government-wide statements and the statements for governmental funds.

Like the government-wide statements, the private-purpose trust fund is accounted for on a flow of economic resources measurement focus. All assets and all liabilities associated with the operation of this fund are included on the statement of fiduciary net position. The statement of changes in fiduciary net position presents increases (i.e., revenues) and decreases (i.e., expenses) in total net position.

Agency funds do not report a measurement focus as they do not report operations.

D. Basis of Accounting

Basis of accounting determines when transactions are recorded in the financial records and reported on the financial statements. Government-wide financial statements are prepared using the accrual basis of accounting. Governmental funds use the modified accrual basis of accounting. Proprietary and fiduciary funds also use the accrual basis of accounting. Differences in the accrual and the modified accrual basis of accounting arise in the recognition of revenue, the recording of deferred inflows, and in the presentation of expenses versus expenditures.

**WESTLAKE CITY SCHOOL DISTRICT
CUYAHOGA COUNTY, OHIO**

**NOTES TO THE BASIC FINANCIAL STATEMENTS
FOR THE FISCAL YEAR ENDED JUNE 30, 2016**

NOTE 2 - SUMMARY OF SIGNIFICANT ACCOUNTING POLICIES - (Continued)

Revenues - Exchange and Non-exchange Transactions - Revenue resulting from exchange transactions, in which each party gives and receives essentially equal value, is recorded on the accrual basis when the exchange takes place. On a modified accrual basis, revenue is recorded in the fiscal year in which the resources are measurable and become available. Available means that the resources will be collected within the current fiscal year or are expected to be collected soon enough thereafter to be used to pay liabilities of the current fiscal year. For the District, available means expected to be received within sixty days of fiscal year end.

Nonexchange transactions, in which the District receives value without directly giving equal value in return, include property taxes, grants, entitlements and donations. On an accrual basis, revenue from property taxes is recognized in the fiscal year for which the taxes are levied (See Note 6). Revenue from grants, entitlements and donations is recognized in the fiscal year in which all eligibility requirements have been satisfied. Eligibility requirements include timing requirements, which specify the year when the resources are required to be used or the fiscal year when use is first permitted, matching requirements, in which the District must provide local resources to be used for a specified purpose and expenditure requirements, in which the resources are provided to the District on a reimbursement basis. On a modified accrual basis, revenue from nonexchange transactions must also be available before it can be recognized.

Under the modified accrual basis, the following revenue sources are considered to be both measurable and available at fiscal year end: property taxes available as an advance, interest, tuition, grants, student fees and rentals.

Deferred Outflows of Resources and Deferred Inflows of Resources - In addition to assets, the government-wide statement of net position will report a separate section for deferred outflows of resources. Deferred outflows of resources, represents a consumption of net position that applies to a future period and will not be recognized as an outflow of resources (expense/expenditure) until then. For the District, see Note 13 for deferred outflows of resources related the District's net pension liability. In addition, deferred outflows of resources include unamortized deferred charges on debt refunding. A deferred charge on debt refunding results from the difference in the carrying value of refunded debt and its reacquisition price. This amount is deferred and amortized over the shorter of the life of the refunded or refunding debt.

In addition to liabilities, both the government-wide statement of net position and the governmental fund financial statements report a separate section for deferred inflows of resources. Deferred inflows of resources represent an acquisition of net position that applies to a future period and will not be recognized as an inflow of resources (revenue) until that time. For the District, deferred inflows of resources include property taxes and unavailable revenue. Property taxes represent amounts for which there is an enforceable legal claim as of June 30, 2016, but which were levied to finance fiscal year 2017 operations. These amounts have been recorded as a deferred inflow of resources on both the government-wide statement of net position and the governmental fund financial statements. Unavailable revenue is reported only on the governmental funds balance sheet, and represents receivables which will not be collected within the available period. For the District, unavailable revenue includes, but is not limited to, delinquent property taxes and intergovernmental grants. These amounts are deferred and recognized as an inflow of resources in the period the amounts become available.

**WESTLAKE CITY SCHOOL DISTRICT
CUYAHOGA COUNTY, OHIO**

**NOTES TO THE BASIC FINANCIAL STATEMENTS
FOR THE FISCAL YEAR ENDED JUNE 30, 2016**

NOTE 2 - SUMMARY OF SIGNIFICANT ACCOUNTING POLICIES - (Continued)

For the District, see Note 13 for deferred inflows of resources related to the District's net pension liability. This deferred inflow of resources is only reported on the government-wide statement of net position.

Expenses/Expenditures - On the accrual basis of accounting, expenses are recognized at the time they are incurred. The entitlement value of donated commodities received during the year is reported in the statement of revenues, expenditures and changes in fund balances as an expenditure with a like amount reported as intergovernmental revenue.

The measurement focus of governmental fund accounting is on decreases in net financial resources (expenditures) rather than expenses. Expenditures are generally recognized in the accounting period in which the related fund liability is incurred, if measurable. Allocations of cost, such as depreciation and amortization, are not recognized in governmental funds.

E. Budgetary Process

All funds, other than agency funds, are legally required to be budgeted and appropriated. The major documents prepared are the tax budget, the appropriation resolution and the certificate of estimated resources, which are prepared on the budgetary basis of accounting. The tax budget demonstrates a need for existing or increased tax rates. The certificate of estimated resources establishes a limit on the amounts that the Board of Education may appropriate. The appropriation resolution is the Board's authorization to spend resources and sets annual limits on expenditures plus encumbrances at a level of control selected by the Board. The legal level of control has been established by the Board of Education at the fund, function and object level for all funds.

The certificate of estimated resources may be amended during the year if projected increases or decreases in revenue are identified by the District Treasurer. The amounts reported as the original budgeted amounts in the budgetary statements reflect the amounts in the certificate when the original appropriations were adopted. The amounts reported as the final budgeted amounts in the budgetary statements reflect the amounts in the final amended certificate in effect when the final appropriations were passed by the Board of Education.

The appropriation resolution is subject to amendment by the Board throughout the year with the restriction that appropriations may not exceed estimated revenues. The amounts reported as the original budgeted amounts reflect the first appropriation for that fund that covered the entire fiscal year, including amounts automatically carried over from prior years. The amounts reported as the final budgeted amounts represent the final appropriation amounts passed by the Board of Education during the fiscal year.

F. Cash and Cash Equivalents

To improve cash management, cash received by the District is pooled. Individual fund integrity is maintained through the District's records. Each fund's interest in the pool is presented as "equity in pooled cash and investments" on the financial statements.

**WESTLAKE CITY SCHOOL DISTRICT
CUYAHOGA COUNTY, OHIO**

**NOTES TO THE BASIC FINANCIAL STATEMENTS
FOR THE FISCAL YEAR ENDED JUNE 30, 2016**

NOTE 2 - SUMMARY OF SIGNIFICANT ACCOUNTING POLICIES - (Continued)

During fiscal year 2016, investments were limited to Federal Home Loan Bank (FHLB) securities, Federal Farm Credit Bank (FFCB) securities, Federal Home Loan Mortgage Corporation (FHLMC) securities, Federal National Mortgage Association (FNMA) securities, negotiable CD's, commercial paper, U.S. government money market mutual funds and investments in the State Treasury Asset Reserve of Ohio (STAR Ohio). Investments are reported at fair value which is based on quoted market prices.

During fiscal year 2016, the District invested in STAR Ohio. STAR Ohio is an investment pool managed by the State Treasurer's Office which allows governments within the State to pool their funds for investment purposes. STAR Ohio is not registered with the SEC as an investment company, but has adopted GASB Statement No. 79, "Certain External Investment Pools and Pool Participants". The District measures their investment in STAR Ohio at the net asset value (NAV) per share provided by STAR Ohio. The NAV per share is calculated on an amortized cost basis that provides a NAV per share that approximates fair value.

Under existing Ohio statutes, interest earnings are allotted to the general fund unless the Board of Education has, by resolution, specified funds to receive an allocation of interest earnings. Interest revenue credited to the general fund during fiscal year 2016 amounted to \$252,818 which includes \$66,375 assigned from other District funds.

For purposes of the statement of cash flows and for presentation on the statement of net position, investments of the cash management pool and investments with original maturities of three months or less at the time they are purchased by the District are considered to be cash equivalents. Investments with an initial maturity of more than three months are reported as investments.

An analysis of the District's investment account at fiscal year end is provided in Note 4.

G. Inventory

On government-wide and fund financial statements, purchased inventories are presented at the lower of cost or market and donated commodities are presented at their entitlement value. Inventories are recorded on a first-in, first-out basis and are expensed when received. Inventories are accounted for using the consumption method. Fund balance has been presented as nonspendable equal to the balance of the inventory at fiscal year-end. Inventory consists of expendable supplies held for consumption, donated food and purchased food.

H. Capital Assets

All capital assets of the District are classified as general capital assets. These assets generally result from expenditures in the governmental funds. These assets are reported in the governmental activities column of the government-wide statement of net position but are not reported in the fund financial statements.

All capital assets are capitalized at cost (or estimated historical cost) and updated for additions and retirements during the year. Donated capital assets are recorded at their fair market values as of the date received. The District maintains a capitalization threshold of \$1,000 for its general capital assets. The District does not possess any infrastructure. Improvements are capitalized; the costs of normal maintenance and repairs that do not add to the value of the asset or materially extend an asset's life are not.

**WESTLAKE CITY SCHOOL DISTRICT
CUYAHOGA COUNTY, OHIO**

**NOTES TO THE BASIC FINANCIAL STATEMENTS
FOR THE FISCAL YEAR ENDED JUNE 30, 2016**

NOTE 2 - SUMMARY OF SIGNIFICANT ACCOUNTING POLICIES - (Continued)

All reported capital assets except land and construction in progress are depreciated. Improvements are depreciated over the remaining useful lives of the related capital assets.

Depreciation is computed using the straight-line method over the following useful lives:

<u>Description</u>	<u>Governmental Activities Estimated Lives</u>
Buildings and improvements	30 - 50 years
Furniture and equipment	5 - 10 years
Vehicles	10 years
Land improvements	30 years
Textbooks	5 years
Library books	2 years

I. Interfund Loans

On fund financial statements, receivables and payables resulting from short-term interfund loans are classified as "interfund loans receivables/payables". These amounts are eliminated in the statement of net position.

J. Issuance Costs/Bond Premiums and Discounts and Accounting Gain or Loss on Debt Refunding

On the governmental fund financial statements, issuance costs, bond premiums, bond discounts, and deferred charges from debt refunding are recognized in the current period.

On the government-wide financial statements, issuance costs are recognized in the current period and are not amortized. Bond premiums and discounts are amortized over the term of the bonds using the straight-line method. Unamortized bond premiums are presented as an addition to the face amount of the bonds reported on the statement of net position. Unamortized bond discounts are presented as a reduction to the face amount of the bonds reported on the statement of net position. The reconciliation between the bonds face value and the amount reported on the statement of net position is presented in Note 10.

For advance refunding resulting in the defeasance of debt, the difference between the reacquisition price and the net carrying amount of the old debt is deferred and amortized as a component of interest expense. This accounting gain or loss is amortized over the remaining life of the old debt or the life of the new debt, whichever is shorter, and is presented as a deferred outflow of resources.

K. Compensated Absences

Vacation benefits are accrued as a liability as the benefits are earned if the employee's rights to receive compensation are attributable to services already rendered and it is probable that the employer will compensate the employees for the benefits through paid time off or some other means.

**WESTLAKE CITY SCHOOL DISTRICT
CUYAHOGA COUNTY, OHIO**

**NOTES TO THE BASIC FINANCIAL STATEMENTS
FOR THE FISCAL YEAR ENDED JUNE 30, 2016**

NOTE 2 - SUMMARY OF SIGNIFICANT ACCOUNTING POLICIES - (Continued)

Sick leave benefits are accrued as a liability using the termination method. An accrual for earned sick leave is made to the extent that it is probable that benefits will result in termination payments. The liability is an estimate based on the District's past experience of making termination payments.

The total liability for vacation and sick leave payments has been calculated using pay rates in effect at June 30, 2016, and reduced to the maximum payment allowed by labor contract and/or statute, plus any additional salary related payments.

The entire compensated absence liability is reported on the government-wide financial statements.

For governmental fund financial statements, compensated absences are recognized as liabilities and expenditures as payments come due each period upon the occurrence of employee resignations and retirements.

L. Accrued Liabilities and Long-Term Obligations

All payables, accrued liabilities and long-term obligations are reported in the government-wide financial statements.

In general, governmental fund payables and accrued liabilities that, once incurred, are paid in a timely manner and in full from current financial resources are reported as obligations of the funds. However, compensated absences and net pension liabilities that will be paid from governmental funds are reported as a liability in the fund financial statements only to the extent that they are due for payment during the current year. Bonds and notes are recognized as a liability in the fund financial statements when due.

M. Net Position

Net position represents the difference between assets and deferred outflows and liabilities and deferred inflows. The net position component "net investment in capital assets," consists of capital assets, net of accumulated depreciation, reduced by the outstanding balances of any borrowing used for the acquisition, construction or improvement of those assets. Deferred outflows of resources and deferred inflows of resources that are attributable to the acquisition, construction or improvement of those assets or related debt also should be included in this component of net position. Net position is reported as restricted when there are limitations imposed on its use either through the enabling legislation adopted by the District or through external restrictions imposed by creditors, grantors or laws or regulations of other governments. The amount restricted for other purposes represents amounts restricted for food service operations and local grants.

The District applies restricted resources first when an expense is incurred for purposes for which both restricted and unrestricted net position is available.

**WESTLAKE CITY SCHOOL DISTRICT
CUYAHOGA COUNTY, OHIO**

**NOTES TO THE BASIC FINANCIAL STATEMENTS
FOR THE FISCAL YEAR ENDED JUNE 30, 2016**

NOTE 2 - SUMMARY OF SIGNIFICANT ACCOUNTING POLICIES - (Continued)

N. Fund Balance

Fund balance is divided into five classifications based primarily on the extent to which the District is bound to observe constraints imposed upon the use of the resources in the governmental funds. The classifications are as follows:

Nonspendable - The nonspendable fund balance classification includes amounts that cannot be spent because they are not in spendable form or legally required to be maintained intact. The “not in spendable form” criterion includes items that are not expected to be converted to cash. It also includes the long-term amount of loans receivable.

Restricted - Fund balance is reported as restricted when constraints are placed on the use of resources that are either externally imposed by creditors (such as through debt covenants), grantors, contributors, or laws or regulations of other governments, or imposed by law through constitutional provisions or enabling legislation.

Committed - The committed fund balance classification includes amounts that can be used only for the specific purposes imposed by a formal action (resolution) of the District Board of Education (the highest level of decision making authority). Those committed amounts cannot be used for any other purpose unless the District Board of Education removes or changes the specified use by taking the same type of action (resolution) it employed to previously commit those amounts. Committed fund balance also incorporates contractual obligations to the extent that existing resources in the fund have been specifically committed for use in satisfying those contractual requirements.

Assigned - Amounts in the assigned fund balance classification are intended to be used by the District for specific purposes but do not meet the criteria to be classified as restricted nor committed. In governmental funds other than the general fund, assigned fund balance represents the remaining amount that is not restricted or committed. In the general fund, assigned amounts represent intended uses established by policies of the District Board of Education, which includes giving the Treasurer the authority to constrain monies for intended purposes. The Board has, by resolution, authorized the Treasurer to assign fund balances for encumbrances outstanding at year-end.

Unassigned - Unassigned fund balance is the residual classification for the general fund and includes all spendable amounts not contained in the other classifications. In other governmental funds, the unassigned classification is only used to report a deficit fund balance resulting from overspending for specific purposes for which amounts had been restricted, committed, or assigned.

The District applies restricted resources first when expenditures are incurred for purposes for which restricted and unrestricted (committed, assigned, and unassigned) fund balance is available. Similarly, within unrestricted fund balance, committed amounts are reduced first followed by assigned, and then unassigned amounts when expenditures are incurred for purposes for which amounts in any of the unrestricted fund balance classifications could be used.

**WESTLAKE CITY SCHOOL DISTRICT
CUYAHOGA COUNTY, OHIO**

**NOTES TO THE BASIC FINANCIAL STATEMENTS
FOR THE FISCAL YEAR ENDED JUNE 30, 2016**

NOTE 2 - SUMMARY OF SIGNIFICANT ACCOUNTING POLICIES - (Continued)

O. Estimates

The preparation of the basic financial statements in conformity with GAAP requires management to make estimates and assumptions that affect the amounts reported in the basic financial statements and accompanying notes. Actual results may differ from those estimates.

P. Pensions

For purposes of measuring the net pension liability, deferred outflows of resources and deferred inflows of resources related to pensions, and pension expense, information about the fiduciary net position of the pension plans and additions to/deductions from their fiduciary net position have been determined on the same basis as they are reported by the pension systems. For this purpose, benefit payments (including refunds of employee contributions) are recognized when due and payable in accordance with the benefit terms. The pension systems report investments at fair value.

Q. Extraordinary and Special Items

Extraordinary items are transactions or events that are both unusual in nature and infrequent in occurrence. Special items are transactions or events that are within the control of the Board of Education and that are either unusual in nature or infrequent in occurrence. Neither type of transaction occurred during fiscal year 2016.

R. Interfund Activity

Exchange transactions between funds are reported as revenues in the seller funds and as expenditures in the purchaser funds. Flows of cash or goods from one fund to another without a requirement for repayment are reported as interfund transfers. Interfund transfers are reported as other financing sources/uses in governmental funds. Repayments from funds responsible for particular expenditures/expenses to the funds that initially paid for them are not presented on the financial statements. Transfers between governmental funds are eliminated for reporting on the government-wide statement of activities. Interfund services provided and used are not eliminated for reporting on the government-wide statement of activities.

S. Nonpublic Schools

Within the District boundaries, there are various nonpublic schools. Current State legislation provides funding to these non-public schools. These monies are received and disbursed by the District on behalf of the non-public schools by the Treasurer of the District, as directed by the non-public schools. The receipt and expenditure of these state monies by the District are reflected in a nonmajor governmental fund for financial reporting purposes.

T. Prepayments

Payments made to vendors for services that will benefit periods beyond June 30, 2016, are recorded as prepayments using the consumption method. A current asset for the prepaid amount is recorded at the time of purchase and an expenditure/expense is reported in the year in which services are consumed. Fund balance has been presented as nonspendable equal to the balance of the prepayment at fiscal year-end.

**WESTLAKE CITY SCHOOL DISTRICT
CUYAHOGA COUNTY, OHIO**

**NOTES TO THE BASIC FINANCIAL STATEMENTS
FOR THE FISCAL YEAR ENDED JUNE 30, 2016**

NOTE 2 - SUMMARY OF SIGNIFICANT ACCOUNTING POLICIES - (Continued)

U. Fair Value Measurements

The District categorizes its fair value measurements within the fair value hierarchy established by generally accepted accounting principles. The hierarchy is based on the valuation inputs used to measure the fair value of the asset. Level 1 inputs are quoted prices in active markets for identical assets; Level 2 inputs are significant other observable inputs; Level 3 inputs are significant unobservable inputs.

NOTE 3 - ACCOUNTABILITY AND COMPLIANCE

Change in Accounting Principles

For fiscal year 2016, the District has implemented GASB Statement No. 72, "Fair Value Measurement and Application", GASB Statement No. 73 "Accounting and Financial Reporting for Pensions and Related Assets That Are Not within the Scope of GASB Statement 68, and Amendments to Certain Provisions of GASB Statements 67 and 68", GASB Statement No. 76, "The Hierarchy of Generally Accepted Accounting Principles for State and Local Governments", and GASB Statement No. 79, "Certain External Investment Pools and Pool Participants".

GASB Statement No. 72 addresses accounting and financial reporting issues related to fair value measurement. This Statement also provides guidance for applying fair value to certain investments and disclosures related to all fair value measurements. The implementation of GASB Statement No. 72 did not have an effect on the financial statements of the District.

GASB Statement No. 73 improves the usefulness of information about pensions included in the general purposes external financial reports of state and local governments for making decisions and assessing accountability. The implementation of GASB Statement No. 73 did not have an effect on the financial statements of the District.

GASB Statement No. 76 identifies - in the context of the current governmental financial reporting environment - the hierarchy of generally accepted accounting principles (GAAP). This Statement reduces the GAAP hierarchy to two categories of authoritative GAAP and addresses the use of authoritative and nonauthoritative literature in the event that the accounting treatment for a transaction or other event is not specified within a source of authoritative GAAP. The implementation of GASB Statement No. 76 did not have an effect on the financial statements of the District.

GASB Statement No. 79 establishes criteria for an external investment pool to qualify for making the election to measure all of its investments at amortized cost for financial reporting purposes. The implementation of GASB Statement No. 79 did not have an effect on the financial statements of the District.

NOTE 4 - DEPOSITS AND INVESTMENTS

State statutes classify monies held by the District into three categories.

Active deposits are public deposits necessary to meet current demands on the treasury. Such monies must be maintained either as cash in the District treasury, in commercial accounts payable or withdrawable on demand, including negotiable order of withdrawal (NOW) accounts, or in money market deposit accounts.

**WESTLAKE CITY SCHOOL DISTRICT
CUYAHOGA COUNTY, OHIO**

**NOTES TO THE BASIC FINANCIAL STATEMENTS
FOR THE FISCAL YEAR ENDED JUNE 30, 2016**

NOTE 4 - DEPOSITS AND INVESTMENTS - (Continued)

Inactive deposits are public deposits that the Board of Education has identified as not required for use within the current five year period of designation of depositories. Inactive deposits must either be evidenced by certificates of deposit maturing not later than the end of the current period of designation of depositories, or by savings or deposit accounts including, but not limited to, passbook accounts.

Interim deposits are deposits of interim monies. Interim monies are those monies which are not needed for immediate use, but which will be needed before the end of the current period of designation of depositories. Interim deposits must be evidenced by time certificates of deposit maturing not more than one year from the date of deposit or by savings or deposit accounts including passbook accounts. Interim monies may be deposited or invested in the following securities:

1. United States Treasury Notes, Bills, Bonds, or any other obligation or security issued by the United States Treasury or any other obligation guaranteed as to principal and interest by the United States;
2. Bonds, notes, debentures, or any other obligations or securities issued by any federal government agency or instrumentality, including but not limited to, the Federal National Mortgage Association, Federal Home Loan Bank, Federal Farm Credit Bank, Federal Home Loan Mortgage Corporation, Government National Mortgage Association, and Student Loan Marketing Association. All federal agency securities shall be direct issuances of federal government agencies or instrumentalities;
3. Written repurchase agreements in the securities listed above provided that the market value of the securities subject to the repurchase agreement must exceed the principal value of the agreement by at least two percent and be marked to market daily, and that the term of the agreement must not exceed thirty days;
4. Bonds and other obligations of the State of Ohio;
5. No-load money market mutual funds consisting exclusively of obligations described in items (1) and (2) above and repurchase agreements secured by such obligations, provided that investments in securities described in this division are made only through eligible institutions;
6. The State Treasurer's investment pool (STAR Ohio);
7. Certain banker's acceptance and commercial paper notes for a period not to exceed one hundred eighty days from the purchase date in an amount not to exceed twenty-five percent of the interim monies available for investment at any one time; and,
8. Under limited circumstances, corporate debt interests rated in either of the two highest classifications by at least two nationally recognized rating agencies.

Investments in stripped principal or interest obligations, reverse repurchase agreements and derivatives are prohibited. The issuance of taxable notes for the purpose of arbitrage, the use of leverage and short selling are also prohibited. An investment must mature within five years from the date of purchase unless matched to a specific obligation or debt of the District, and must be purchased with the expectation that it will be held to maturity. Investments may only be made through specified dealers and institutions. Payment for investments may be made only upon delivery of the securities representing the investments to the Treasurer or, if the securities are not represented by a certificate, upon receipt of confirmation of transfer from the custodian.

**WESTLAKE CITY SCHOOL DISTRICT
CUYAHOGA COUNTY, OHIO**

**NOTES TO THE BASIC FINANCIAL STATEMENTS
FOR THE FISCAL YEAR ENDED JUNE 30, 2016**

NOTE 4 - DEPOSITS AND INVESTMENTS - (Continued)

Protection of the District's deposits is provided by the Federal Deposit Insurance Corporation (FDIC), by eligible securities pledged by the financial institution as security for repayment, by surety company bonds deposited with the Treasurer by the financial institution or by a single collateral pool established by the financial institution to secure the repayment of all public monies deposited with the institution.

A. Deposits with Financial Institutions

At June 30, 2016, the carrying amount of all District deposits was \$2,473,568. Based on the criteria described in GASB Statement No. 40, "Deposits and Investment Risk Disclosures", as of June 30, 2016, \$2,940,878 of the District's bank balance of \$3,440,878 was exposed to custodial risk as discussed below, while \$500,000 was covered by the Federal Deposit Insurance Corporation.

Custodial credit risk is the risk that, in the event of bank failure, the District's deposits may not be returned. All deposits are collateralized with eligible securities in amounts equal to at least 105% of the carrying value of the deposits. Such collateral, as permitted by the Ohio Revised Code, is held in single financial institution collateral pools at Federal Reserve Banks, or at member banks of the federal reserve system, in the name of the respective depository bank and pledged as a pool of collateral against all of the public deposits it holds or as specific collateral held at the Federal Reserve Bank in the name of the District. The District has no deposit policy for custodial credit risk beyond the requirements of State statute. Although the securities were held by the pledging institutions' trust department and all statutory requirements for the deposit of money had been followed, noncompliance with federal requirements could potentially subject the District to a successful claim by the FDIC.

B. Investments

As of June 30, 2016, the District had the following investments and maturities:

Investment type	Fair Value	Investment Maturities				Greater Than 24 months
		6 months or less	7 to 12 months	13 to 18 months	19 to 24 months	
FHLB	\$ 5,866,263	\$ 655,332	\$ 2,400,235	\$ 2,810,696	\$ -	\$ -
FFCB	2,829,922	1,746,920	-	-	1,083,002	-
FHLMC	1,400,168	-	-	-	1,400,168	-
FNMA	6,433,158	770,000	-	1,846,403	935,178	2,881,577
Negotiable CD's	1,018,305	-	-	-	-	1,018,305
Commercial paper	9,599,786	6,928,643	2,671,143	-	-	-
US government money market						
mutual fund	653,484	653,484	-	-	-	-
STAR Ohio	105,995	105,995	-	-	-	-
Total	\$ 27,907,081	\$ 10,860,374	\$ 5,071,378	\$ 4,657,099	\$ 3,418,348	\$ 3,899,882

The weighted average maturity of investments is 1.12 years.

The District's investments in negotiable CDs, federal agency securities, and commercial paper are valued using quoted market prices (Level 1 inputs). The U.S. government money market mutual fund is valued at the daily redemption value as reported by the underlying fund and are categorized as a Level 1 input of the fair value hierarchy. As discussed in Note 2.F, investments in STAR Ohio is reported at its share price.

**WESTLAKE CITY SCHOOL DISTRICT
CUYAHOGA COUNTY, OHIO**

**NOTES TO THE BASIC FINANCIAL STATEMENTS
FOR THE FISCAL YEAR ENDED JUNE 30, 2016**

NOTE 4 - DEPOSITS AND INVESTMENTS - (Continued)

Interest Rate Risk: As a means of limiting its exposure to fair value losses arising from rising interest rates and according to State law, the District's investment policy limits investment portfolio maturities to five years or less. The District's investment policy also requires that the investment portfolio be structured so that securities mature to meet cash requirements for ongoing operations and/or long-term debt payments. The stated intent of the policy is to avoid the need to sell securities prior to maturity.

Credit Risk: The District's investments in federal agency securities were rated AA+ and Aaa by Standard & Poor's and Moody's Investor Services, respectively. STAR Ohio and the U.S. government money market mutual funds were rated AAAM by Standard & Poor's. STAR Ohio must maintain the highest letter or numerical rating provided by at least one nationally recognized standard service. The commercial paper was rated P-1 and A-1 by Moody's and Standard & Poor's, respectively. The negotiable CDs were fully covered by the FDIC. The District has no investment policy that would further limit its investment choices.

Custodial Credit Risk: For an investment, custodial credit risk is the risk that, in the event of the failure of the counterparty, the District will not be able to recover the value of its investments or collateral securities that are in the possession of an outside party. The federal agency securities and commercial paper are exposed to custodial credit risk in that they are uninsured, unregistered and held by the counterparty's trust department or agent, but not in the District's name. The District has no investment policy dealing with investment custodial risk beyond the requirement in State statute that prohibits payment for investments prior to the delivery of the securities representing such investments to the treasurer or qualified trustee.

Concentration of Credit Risk: The District places no limit on the amount that may be invested in any one issuer. The following table includes the percentage of each investment type held by the District at June 30, 2016:

<u>Investment type</u>	<u>Fair Value</u>	<u>% of Total</u>
FHLB	\$ 5,866,263	21.02
FFCB	2,829,922	10.14
FHLMC	1,400,168	5.02
FNMA	6,433,158	23.05
Negotiable CD's	1,018,305	3.65
Commercial paper	9,599,786	34.40
U.S. government money market mutual fund	653,484	2.34
STAR Ohio	105,995	0.38
	<u>\$ 27,907,081</u>	<u>100.00</u>

**WESTLAKE CITY SCHOOL DISTRICT
CUYAHOGA COUNTY, OHIO**

**NOTES TO THE BASIC FINANCIAL STATEMENTS
FOR THE FISCAL YEAR ENDED JUNE 30, 2016**

NOTE 4 - DEPOSITS AND INVESTMENTS - (Continued)

C. Reconciliation of Cash and Investments to the Statement of Net Position

The following is a reconciliation of cash and investments as reported in the note above to cash and investments as reported on the statement of net position as of June 30, 2016:

<u>Cash and investments per note</u>	
Carrying amount of deposits	\$ 2,473,568
Investments	<u>27,907,081</u>
Total	<u>\$ 30,380,649</u>
<u>Cash and investments per statement of net position</u>	
Governmental activities	\$ 30,024,026
Private-purpose trust fund	89,133
Agency fund	<u>267,490</u>
Total	<u>\$ 30,380,649</u>

NOTE 5 - INTERFUND TRANSACTIONS

- A.** Interfund loans receivable/payable consisted of the following at June 30, 2016, as reported on the fund statements:

<u>Receivable Fund</u>	<u>Payable Fund</u>	<u>Amount</u>
General fund	Nonmajor governmental funds	\$ 3,070

The primary purpose of the interfund balances is to cover costs in specific funds where revenues were not received by June 30. These interfund balances will be repaid once the anticipated revenues are received. Interfund loans receivable/payable between governmental funds are eliminated for reporting on the statement of net position.

- B.** Interfund transfers for the year ended June 30, 2016, consisted of the following, as reported on the fund financial statements:

	<u>Amount</u>
<u>Transfers from general fund to:</u>	
Nonmajor governmental funds	<u>\$ 10,000</u>

Transfers are used to move revenues from the fund that statute or budget required to collect them to the fund that statute or budget requires to expend them and to use unrestricted revenues collected in the general fund to finance various programs accounted for in other funds in accordance with budgetary authorizations. Interfund transfers between governmental funds are eliminated on the government-wide financial statements; therefore, no transfers are reported on the statement of activities.

**WESTLAKE CITY SCHOOL DISTRICT
CUYAHOGA COUNTY, OHIO**

**NOTES TO THE BASIC FINANCIAL STATEMENTS
FOR THE FISCAL YEAR ENDED JUNE 30, 2016**

NOTE 6 - PROPERTY TAXES

Property taxes are levied and assessed on a calendar year basis while the District fiscal year runs from July through June. First half tax collections are received by the District in the second half of the fiscal year. Second half tax distributions occur in the first half of the following fiscal year.

Property taxes include amounts levied against all real property and public utility property. Real property tax revenues received in calendar year 2016 represent the collection of calendar year 2015 taxes. Real property taxes received in calendar year 2016 were levied after April 1, 2015, on the assessed values as of January 1, 2015, the lien date. Assessed values for real property taxes are established by State statute at 35 percent of appraised market value. Real property taxes are payable annually or semiannually. If paid annually, payment is due December 31; if paid semiannually, the first payment is due December 31, with the remainder payable by June 20. Under certain circumstances, State statute permits alternate payment dates to be established. Public utility property tax revenues received in calendar year 2016 represent the collection of calendar year 2015 taxes. Public utility real and personal property taxes received in calendar year 2016 became a lien on December 31, 2014, were levied after April 1, 2015, and are collected with real property taxes. Public utility real property is assessed at 35 percent of true value; public utility tangible personal property is currently assessed at varying percentages of true value.

The District receives property taxes from Cuyahoga County. The County Fiscal Officer periodically advances to the District its portion of the taxes collected. Second-half real property tax payments collected by the County by June 30, 2016, are available to finance fiscal year 2016 operations. The amount available as an advance at June 30, 2016 was \$11,799,861 in the general fund and \$2,215,784 in the bond retirement fund. This amount is recorded as revenue. The amount available for advance at June 30, 2015 was \$8,781,134 in the general fund and \$1,583,123 in the bond retirement fund. The amount of second-half real property taxes available for advance at fiscal year-end can vary based on the date the tax bills are sent.

Accrued property taxes receivable includes real property, public utility property and delinquent tangible personal property taxes which are measurable as of June 30, 2016 and for which there is an enforceable legal claim. Although total property tax collections for the next fiscal year are measurable, only the amount of real property taxes available as an advance at June 30 was levied to finance current fiscal year operations and is reported as revenue at fiscal year-end. The portion of the receivable not levied to finance current fiscal year operations is offset by a credit to deferred inflows.

On the accrual basis of accounting, collectible delinquent property taxes have been recorded as a receivable and revenue, while on a modified accrual basis of accounting the revenue has been reported as a deferred inflow. The assessed values upon which the fiscal year 2016 taxes were collected are:

	2015 Second Half Collections		2016 First Half Collections	
	<u>Amount</u>	<u>Percent</u>	<u>Amount</u>	<u>Percent</u>
Agricultural/residential and other real estate	\$ 1,340,030,420	98.15	\$ 1,400,587,290	98.19
Public utility personal	<u>25,237,460</u>	<u>1.85</u>	<u>25,840,090</u>	<u>1.81</u>
Total	<u>\$ 1,365,267,880</u>	<u>100.00</u>	<u>\$ 1,426,427,380</u>	<u>100.00</u>
Tax rate per \$1,000 of assessed valuation	\$ 70.10		\$ 70.10	

**WESTLAKE CITY SCHOOL DISTRICT
CUYAHOGA COUNTY, OHIO**

**NOTES TO THE BASIC FINANCIAL STATEMENTS
FOR THE FISCAL YEAR ENDED JUNE 30, 2016**

NOTE 7 - RECEIVABLES

Receivables at June 30, 2016 consisted of taxes, accounts (billings for user charged services, rentals and student fees), accrued interest and intergovernmental grants and entitlements. All receivables are considered collectible in full due to the ability to foreclose for the nonpayment of taxes, the stable condition of State programs and the current year guarantee of federal funds. A summary of the principal items of receivables reported on the statement of net position follows:

Governmental activities

Property taxes	\$ 47,150,183
Accounts	4,728
Intergovernmental	665,146
Accrued interest	<u>35,847</u>
Total governmental activities	<u>\$ 47,855,904</u>

Receivables have been disaggregated on the face of the basic financial statements. All receivables are expected to be collected within the subsequent year.

NOTE 8 - CAPITAL LEASES - LESSEE DISCLOSURE

During fiscal year 2015, the District entered into capital lease agreements for copiers. These leases meet the criteria of a capital lease as defined by GASB which defines a capital lease generally as one which transfers benefits and risks of ownership to the lessee at the conclusion of the lease term.

Capital lease payments have been reclassified and are reflected as debt service expenditures in the statement of revenues, expenditures and changes in fund balances - general fund. These expenditures are reflected as program/function expenditures on a budgetary basis. Capital assets acquired by lease have been capitalized in the amount of \$430,188, which represents the present value of the future minimum lease payments at the time of acquisition. Accumulated depreciation as of June 30, 2016 was \$172,076 leaving a current book value of \$258,112.

A corresponding liability was recorded in the statement of net position. Principal payments in the 2016 fiscal year totaled \$81,464. This amount is reflected as debt service principal retirement in the general fund and as a reduction to the long-term liabilities reported on the statement of net position. The following is a schedule of the future long-term minimum lease payments required under the capital leases and the present value of the minimum lease payments as of June 30, 2016.

<u>Fiscal Year Ending June 30,</u>	<u>Governmental Activities</u>
2017	\$ 97,200
2018	97,200
2019	<u>97,200</u>
Total future required payments	291,600
Less: amount representing interest	<u>(21,338)</u>
Present value of minimum lease payments	<u>\$ 270,262</u>

**WESTLAKE CITY SCHOOL DISTRICT
CUYAHOGA COUNTY, OHIO**

**NOTES TO THE BASIC FINANCIAL STATEMENTS
FOR THE FISCAL YEAR ENDED JUNE 30, 2016**

NOTE 9 - CAPITAL ASSETS

Capital asset activity for the fiscal year-ended June 30, 2016, was as follows:

	Balance <u>June 30, 2015</u>	<u>Additions</u>	<u>Deductions</u>	Balance <u>June 30, 2016</u>
Governmental activities:				
<i>Capital assets, not being depreciated:</i>				
Land	\$ 2,468,751	\$ -	\$ -	\$ 2,468,751
Construction in progress	<u>122,167</u>	<u>279,347</u>	<u>-</u>	<u>401,514</u>
Total capital assets, not being depreciated	<u>2,590,918</u>	<u>279,347</u>	<u>-</u>	<u>2,870,265</u>
<i>Capital assets, being depreciated:</i>				
Land improvements	214,415	-	-	214,415
Buildings and improvements	134,868,969	146,147	-	135,015,116
Furniture and equipment	7,564,028	153,747	(51,266)	7,666,509
Vehicles	3,855,168	90,600	(235,552)	3,710,216
Textbooks and library books	<u>4,170,521</u>	<u>-</u>	<u>-</u>	<u>4,170,521</u>
Total capital assets, being depreciated	<u>150,673,101</u>	<u>390,494</u>	<u>(286,818)</u>	<u>150,776,777</u>
<i>Less: accumulated depreciation</i>				
Land improvements	(73,568)	(7,241)	-	(80,809)
Buildings and improvements	(23,198,097)	(2,710,250)	-	(25,908,347)
Furniture and equipment	(5,560,623)	(303,946)	50,771	(5,813,798)
Vehicles	(2,659,561)	(231,232)	225,999	(2,664,794)
Textbooks and library books	<u>(3,675,818)</u>	<u>(252,913)</u>	<u>-</u>	<u>(3,928,731)</u>
Total accumulated depreciation	<u>(35,167,667)</u>	<u>(3,505,582)</u>	<u>276,770</u>	<u>(38,396,479)</u>
Governmental activities capital assets, net	<u>\$ 118,096,352</u>	<u>\$ (2,835,741)</u>	<u>\$ (10,048)</u>	<u>\$ 115,250,563</u>

THIS SPACE INTENTIONALLY LEFT BLANK

**WESTLAKE CITY SCHOOL DISTRICT
CUYAHOGA COUNTY, OHIO**

**NOTES TO THE BASIC FINANCIAL STATEMENTS
FOR THE FISCAL YEAR ENDED JUNE 30, 2016**

NOTE 9 - CAPITAL ASSETS - (Continued)

Depreciation expense was charged to governmental functions as follows:

Instruction:	
Regular	\$ 2,204,570
Special	165,891
Vocational	43,531
Adult/continuing	263
Support Services:	
Pupil	96,751
Instructional staff	159,818
Administration	107,082
Fiscal	8,050
Business	93,658
Operations and maintenance	165,925
Pupil transportation	249,410
Central	3,141
Operation of non instructional services:	
Food service operations	103,147
Extracurricular activities	<u>104,345</u>
Total depreciation expense	<u>\$ 3,505,582</u>

NOTE 10 - LONG-TERM OBLIGATIONS

The original issue date, interest rate, original issue amount and date of maturity of each of the District's long-term obligations follows:

<u>Debt Issue</u>	<u>Original Issue Date</u>	<u>Original Issue Amount</u>	<u>Interest Rate</u>	<u>Date of Maturity</u>
General Obligation Bonds:				
Library Improvements				
Refunding - Series 2006	2006	\$ 3,785,000	3.55-5.0%	December 1, 2017
School Improvements				
Refunding - Series 2004	2004	\$ 13,925,000	2.00-15.42%	December 1, 2016
School Improvements - Series 2010	2010	\$ 84,055,000	1.5-6.028%	December 1, 2043
School Improvements				
Refunding - Series 2011	2011	\$ 6,540,000	3.40-5.0%	December 1, 2027
School Improvements				
Restructuring - Series 2014	2014	\$ 2,830,000	2.29-4.50%	December 1, 2025
School Improvements				
Refunding - Series 2014	2014	\$ 55,700,000	2.00-5.00%	December 1, 2043

**WESTLAKE CITY SCHOOL DISTRICT
CUYAHOGA COUNTY, OHIO**

**NOTES TO THE BASIC FINANCIAL STATEMENTS
FOR THE FISCAL YEAR ENDED JUNE 30, 2016**

NOTE 10 - LONG-TERM OBLIGATIONS - (Continued)

The following is a schedule of the changes in long-term obligations during fiscal year 2016:

	Balance <u>June 30, 2015</u>	<u>Additions</u>	<u>Reductions</u>	Balance <u>June 30, 2016</u>	Amounts Due in <u>One Year</u>
Governmental activities					
General Obligation bonds:					
Library improvements refunding - Series 2006:					
Serial bonds	\$ 1,565,000	\$ -	\$ (480,000)	\$ 1,085,000	\$ 520,000
Unamortized premium	61,316	-	(25,372)	35,944	-
School improvements refunding - Series 2004:					
Capital appreciation bonds	725,000	-	(380,000)	345,000	345,000
Accretion on capital appreciation bonds	2,764,045	663,546	(1,745,000)	1,682,591	1,682,591
Unamortized premium	282,470	-	(141,235)	141,235	-
School improvements - Series 2010:					
Serial bonds	5,595,000	-	(1,385,000)	4,210,000	1,385,000
Unamortized premium	1,127,289	-	(98,736)	1,028,553	-
Sinking fund bonds	11,260,000	-	-	11,260,000	-
School improvements refunding - Series 2011:					
Serial bonds	5,745,000	-	(355,000)	5,390,000	385,000
Unamortized premium	303,572	-	(24,449)	279,123	-
Capital appreciation bonds	180,000	-	-	180,000	-
Accretion on capital appreciation bonds	76,330	26,422	-	102,752	-
School improvements restructuring - Series 2014:					
Serial bonds	2,830,000	-	-	2,830,000	-
School improvements refunding - Series 2014:					
Serial bonds	33,210,000	-	(150,000)	33,060,000	-
Term bonds	22,490,000	-	-	22,490,000	-
Unamortized premium	2,474,019	-	(87,062)	2,386,957	-
Total general obligation bonds	<u>90,689,041</u>	<u>689,968</u>	<u>(4,871,854)</u>	<u>86,507,155</u>	<u>4,317,591</u>
Net pension liability:					
STRS	57,200,969	3,416,395	-	60,617,364	-
SERS	14,116,893	2,010,580	-	16,127,473	-
Total net pension liability	<u>71,317,862</u>	<u>5,426,975</u>	<u>-</u>	<u>76,744,837</u>	<u>-</u>
Capital lease obligation	351,726	-	(81,464)	270,262	85,632
Retirement incentive	31,250	-	(31,250)	-	-
Compensated absences	3,845,793	490,967	(572,534)	3,764,226	210,627
Total governmental activities long-term liabilities	<u>\$ 166,235,672</u>	<u>\$ 6,607,910</u>	<u>\$ (5,557,102)</u>	<u>\$ 167,286,480</u>	<u>\$ 4,613,850</u>

**WESTLAKE CITY SCHOOL DISTRICT
CUYAHOGA COUNTY, OHIO**

**NOTES TO THE BASIC FINANCIAL STATEMENTS
FOR THE FISCAL YEAR ENDED JUNE 30, 2016**

NOTE 10 - LONG-TERM OBLIGATIONS - (Continued)

All general obligation bonds will be paid from property taxes in the bond retirement fund.

Library Improvement Refunding Bonds - Series 2006

On October 12, 2006, the District issued \$3,785,000 in library improvement refunding bonds to advance refund a portion of the 1998 library improvement bonds. The refunding bonds were sold at a premium of \$279,092. Proceeds of \$3,996,593 (after the underwriting fees and other issuance costs) were deposited in an irrevocable trust with an escrow agent to provide for all future debt payments on the refunded portion of the 1998 library improvement bonds. As a result, \$3,805,000 of these bonds were considered defeased and the liability for the refunding portion of these bonds has been removed from the basic financial statements. As of June 30, 2016 the outstanding amount of the refunded bonds are \$1,105,000.

Interest payments on the refunding bonds are due on June 1 and December 1 of each year. The final maturity stated in the issue is December 1, 2017.

The reacquisition price exceeded the net carrying amount of the old debt by \$191,593. This amount is being netted against the new debt and amortized over the remaining life of the refunded debt, which is equal to the life of the new debt issued.

School Improvement Refunding Bonds - Series 2004

On March 15, 2004, the District issued \$13,925,000, in general obligation refunding bonds, which included \$13,200,000 in serial bonds and \$725,000 in capital appreciation bonds at interest rates varying from 2.0 percent to 15.417 percent. Proceeds were used to refund \$13,925,000 of the outstanding 1997 school improvement bonds.

The bonds were sold at a premium of \$2,140,791. Proceeds of \$15,886,812 (after the underwriting fees and other issuance costs) were deposited in an irrevocable trust with an escrow agent to provide for all future debt payments on the refunded portion of the 1995 classroom facilities improvement bonds. As a result, \$13,925,000 of these bonds were considered defeased and the liability for the refunding portion of these bonds has been removed from the basic financial statements. As of June 30, 2016, the outstanding amount of the refunded bonds is \$2,445,000.

The serial bonds were issued for an 11 year period with a final maturity at December 1, 2014. The capital appreciation bonds were issued for a 13 year period with a final maturity at December 1, 2016 in the amount of \$4,305,000. At June 30, 2016, a total of \$1,682,591 in accreted interest has been recorded on the capital appreciation bonds. The bonds are being retired from the bond retirement fund. The 2004 school improvement refunding bonds are not subject to redemption prior to stated maturity.

School Improvement Bonds - Series 2010

On August 10, 2010, the District issued \$84,055,000, in general obligation school improvement bonds, including \$15,630,000 in serial bonds, \$57,165,000 in term Build America Bonds (BABs) and \$11,260,000 in sinking fund Qualified School Construction Bonds (QSCBs). Proceeds from the bond issue are being used to construct, renovate, remodel, add to, furnish, equip or otherwise improve school district buildings and facilities. The bonds were sold at a premium of \$1,385,761. Principal payments on the bonds are due December 1 or each year while interest payments are due on June 1 and December 1 of each year. During 2015, a portion of the serial bonds, in the amount of \$2,830,000 were refunded through the issuance of the series 2014 restructuring bonds and the entire balance of the BABs, in the amount of \$57,165,000, were refunded through the issuance of the series 2014 refunding bonds.

**WESTLAKE CITY SCHOOL DISTRICT
CUYAHOGA COUNTY, OHIO**

**NOTES TO THE BASIC FINANCIAL STATEMENTS
FOR THE FISCAL YEAR ENDED JUNE 30, 2016**

NOTE 10 - LONG-TERM OBLIGATIONS - (Continued)

The serial bonds were issued for a nine-year period with a final maturity at December 1, 2019. The serial bonds mature on December 1 in each year 2011 through 2019 and bear interest rates ranging from 1.5 percent to 5.0 percent. The serial bonds are not subject to redemption prior to maturity.

The QSCBs mature on December 1, 2026 in the amount of \$11,260,000. The QSCBs bear an interest rate of 5.227 percent. The District receives a direct payment subsidy from the United States Treasury equal to 100% of the lesser of the interest payments on the bonds or the federal tax credits that would otherwise have been available to the holders of the bonds. The District records this subsidy from the federal government in the Bond Retirement fund. The QSCBs are subject to optional redemption, on any date on or after December 31, 2020, and extraordinary optional redemption, at the sole discretion of the District, at a redemption price equal to 100% of the principal amount redeemed, plus accrued interest to the redemption date. On December 1 in each year 2020 through 2026, the District is required to make a mandatory deposit into a sinking fund that will provide for payment of the QSCBs upon maturity. The QSCBs are subject to mandatory sinking fund requirements as follows:

<u>Year</u>	<u>Mandatory Sinking Fund Requirement</u>
2020	\$ 1,295,000
2021	1,490,000
2022	1,530,000
2023	1,565,000
2024	1,755,000
2025	1,795,000
2026	<u>1,830,000</u>
Total	<u>\$ 11,260,000</u>

School Improvement Refunding Bonds - Series 2011

On October 25, 2011, the District issued \$6,540,000, in general obligation refunding bonds, which included \$6,360,000 in serial and term bonds and \$180,000 in capital appreciation bonds at interest rates varying from 3.4 percent to 5.0 percent. Proceeds were used to refund \$6,540,000 of the outstanding 2003 school improvement bonds.

The bonds were sold at a premium of \$393,218. Proceeds of \$6,967,612 (after the underwriting fees and other issuance costs) were deposited in an irrevocable trust with an escrow agent to provide for all future debt payments on the refunded portion of the 2003 school improvement bonds. As a result, \$6,540,000 of these bonds were considered defeased and the liability for the refunding portion of these bonds has been removed from the basic financial statements. As of June 30, 2016, the outstanding amount of the refunded bonds is \$5,660,000.

The serial bonds were issued for a 15 year period with a final maturity at December 1, 2027. The capital appreciation bonds were issued for a 9 year period with a final maturity at December 1, 2021 in the amount of \$485,000. At June 30, 2016, a total of \$102,752 in accreted interest has been recorded on the capital appreciation bonds. The bonds are being retired from the bond retirement fund. The 2011 school improvement refunding bonds are not subject to redemption prior to stated maturity.

**WESTLAKE CITY SCHOOL DISTRICT
CUYAHOGA COUNTY, OHIO**

**NOTES TO THE BASIC FINANCIAL STATEMENTS
FOR THE FISCAL YEAR ENDED JUNE 30, 2016**

NOTE 10 - LONG-TERM OBLIGATIONS - (Continued)

School Improvement Restructuring Bonds - Series 2014

On July 22, 2014, the District issued \$2,830,000, in general obligation restructuring bonds. These bonds are serial bonds with interest rates varying from 2.29 percent to 4.50 percent. The final stated maturity on the issue is December 1, 2025. Proceeds were used to restructure \$2,830,000 of the outstanding 2010 school improvement serial bonds.

Proceeds of \$2,995,303 (including District contributions of \$203,803 less underwriting fees and other issuance costs) were deposited in an irrevocable trust with an escrow agent to provide for all future debt payments on the restructured portion of the 2010 school improvement serial bonds. As a result, \$2,830,000 of these bonds were considered defeased and the liability for the refunding portion of these bonds has been removed from the basic financial statements. As of June 30, 2016, the outstanding amount of the restructured bonds is \$1,180,000.

The reacquisition price exceeded the net carrying amount of the old debt by \$165,303. This amount is being netted against the new debt and amortized over the remaining life of the refunded debt, which is equal to the life of the new debt issued.

School Improvement Refunding Bonds - Series 2014

On December 11, 2015, the District issued \$55,700,000, in general obligation refunding bonds, which included \$33,210,000 in serial bonds and \$22,490,000 in term bonds with interest rates varying from 2.0 percent to 5.0 percent. The final stated maturity on the issue is December 1, 2043. Proceeds were used to advance refund \$57,165,000 of the outstanding 2003 school improvement BAB's.

The bonds were sold at a premium of \$2,517,550. Proceeds of \$57,716,291 (after the underwriting fees and other issuance costs) were deposited in an irrevocable trust with an escrow agent to provide for all future debt payments on the refunded 2010 school improvement BAB's. As a result, \$57,165,000 of these bonds were considered defeased and the liability for the refunding portion of these bonds has been removed from the basic financial statements. As of June 30, 2016, the outstanding amount of the refunded bonds is \$57,165,000.

The term bonds are subject to mandatory sinking fund redemption as follows:

<u>Year</u>	<u>Mandatory Sinking Fund Redemption</u>
2039	\$ 4,165,000
2040	4,325,000
2041	4,490,000
2042	4,665,000
2043	<u>4,845,000</u>
Total	<u>\$ 22,490,000</u>

The reacquisition price exceeded the net carrying amount of the old debt by \$551,291. This amount is being netted against the new debt and amortized over the remaining life of the refunded debt, which is equal to the life of the new debt issued.

**WESTLAKE CITY SCHOOL DISTRICT
CUYAHOGA COUNTY, OHIO**

**NOTES TO THE BASIC FINANCIAL STATEMENTS
FOR THE FISCAL YEAR ENDED JUNE 30, 2016**

NOTE 10 - LONG-TERM OBLIGATIONS - (Continued)

Future Debt Service Requirements

Principal and interest requirements to retire general obligation bonds outstanding at June 30, 2016, are as follows:

<u>Fiscal Year Ending</u>	<u>General Obligation Bonds</u>		<u>Capital Appreciation Bonds</u>		<u>Total</u>	
	<u>Principal</u>	<u>Interest</u>	<u>Principal</u>	<u>Interest</u>	<u>Principal</u>	<u>Interest</u>
2017	\$ 2,290,000	\$ 6,665,961	\$ 345,000	\$ 1,835,000	\$ 2,635,000	\$ 8,500,961
2018	1,805,000	6,571,048	-	-	1,805,000	6,571,048
2019	1,750,000	6,492,199	-	-	1,750,000	6,492,199
2020	2,030,000	6,414,465	-	-	2,030,000	6,414,465
2021	2,140,000	6,358,964	-	-	2,140,000	6,358,964
2022 - 2026	11,745,000	31,523,407	180,000	305,000	11,925,000	31,828,407
2027 - 2031	10,625,000	12,537,272	-	-	10,625,000	12,537,272
2032 - 2036	14,165,000	7,997,951	-	-	14,165,000	7,997,951
2037 - 2041	19,775,000	4,666,887	-	-	19,775,000	4,666,887
2042 - 2044	14,000,000	823,312	-	-	14,000,000	823,312
Total	<u>\$ 80,325,000</u>	<u>\$ 90,051,466</u>	<u>\$ 525,000</u>	<u>\$ 2,140,000</u>	<u>\$ 80,850,000</u>	<u>\$ 92,191,466</u>

Net Pension Liability

The District pays obligations related to employee compensation from the fund benefitting from their service. See Note 13 for further detail on the District's net pension liability.

Capital Lease Obligation

See Note 8 for further detail on the District's capital lease obligation.

Retirement Incentive

The retirement incentive was paid from the general fund. The District has no remaining liability for retirement incentives at June 30, 2016.

Compensated Absences

Compensated absences will be paid from the general fund and the following nonmajor governmental funds: food service fund, auxiliary services fund, IDEA Part B special education fund, Title I fund and the early childhood educational development fund.

**WESTLAKE CITY SCHOOL DISTRICT
CUYAHOGA COUNTY, OHIO**

**NOTES TO THE BASIC FINANCIAL STATEMENTS
FOR THE FISCAL YEAR ENDED JUNE 30, 2016**

NOTE 10 - LONG-TERM OBLIGATIONS - (Continued)

Legal Debt Margin

The Ohio Revised Code provides that voted net general obligation debt of the District shall never exceed 9% of the total assessed valuation of the District. The code further provides that unvoted indebtedness shall not exceed 1/10 of 1% of the property valuation of the District. The code additionally states that unvoted indebtedness related to energy conservation debt shall not exceed 9/10 of 1% of the property valuation of the District. The assessed valuation used in determining the District's legal debt margin has been modified by House Bill 530 which became effective March 30, 2006. In accordance with House Bill 530, the assessed valuation used in the District's legal debt margin calculation excluded tangible personal property used in business, telephone or telegraph property, interexchange telecommunications company property, and personal property owned or leased by a railroad company and used in railroad operations. The effects of these debt limitations at June 30, 2016, are a voted debt margin of \$56,149,806 including available funds of \$8,621,342 and an unvoted debt margin of \$1,426,427.

NOTE 11 - OTHER EMPLOYEE BENEFITS

A. Compensated Absences

The criteria for determining vacation and sick leave benefits are derived from negotiated agreements and State laws. Classified employees earn ten to twenty-one days of vacation per year, depending upon type of contract, length of service and hours worked. Teachers and administrators who are not on a twelve month contract do not earn vacation time. Administrators employed to work 260 days per year earn vacation annually as specified in their individual contracts. Classified employees and administrators who earn vacation are paid for accumulated unused vacation time upon termination of employment. Teachers, administrators and classified employees earn sick leave at the rate of one and one-fourth days per month. Sick leave may be accumulated to a maximum of 325 days for classified employees. The certified employees' sick leave accrual is continuous, without limit. Upon retirement, certified employees receive payment for one-fourth of the total sick leave accumulation, up to a maximum accumulation of 260 days. Classified employees receive payment for one-fourth of the total sick leave accumulation, up to a maximum accumulation of 260 days. In addition, the classified employee may qualify based on sick leave usage to receive 10% of his/her unused days accumulated but unused during the last five years of employment. Administrative employees with five or more years of service receive payment for one-fourth of the total sick leave accumulation, up to a maximum accumulation of 260 days. In addition, administrative employees with 10 or more years of service receive an additional 10 days for every year worked in excess of 10 years to a maximum of 30 additional days.

B. Insurance Benefits

The District provides term life insurance and accidental death and dismemberment insurance to eligible employees through Anthem Life Insurance, in the amount of \$50,000 or \$25,000 for all certified employees depending upon full and part time teaching, \$45,000 or \$30,000 for all noncertified employees depending upon the number of years each employee worked, and \$60,000 for each administrator except the superintendent and treasurer which are three times annual compensation and \$100,000, respectively.

**WESTLAKE CITY SCHOOL DISTRICT
CUYAHOGA COUNTY, OHIO**

**NOTES TO THE BASIC FINANCIAL STATEMENTS
FOR THE FISCAL YEAR ENDED JUNE 30, 2016**

NOTE 11 - OTHER EMPLOYEE BENEFITS - (Continued)

C. Retirement Incentive Plan

During fiscal year 2006 and 2009, the District offered a Retirement Incentive Bonus ("RIB") and a Health Care Reimbursement Account ("HRA") to certified teaching employees who are currently eligible to retire with the State Teachers Retirement System. Teachers electing to retire and accept the RIB and HRA are entitled to their normal severance payment (See Note 11.A.) plus a \$17,000 RIB plus an \$8,000 HRA. The employee's severance payment is payable in three substantially-equal payments with the first payment being made on or about the one-year anniversary date of the employee's retirement and each subsequent payment being payable on or about the yearly anniversary of the retirement date. The employee's RIB payment is payable in four substantially-equal payments with the first payment being made on or about the one-year anniversary date of the employee's retirement and each subsequent payment being payable on or about the yearly anniversary of the retirement date. The employee's HRA payment is payable in four substantially-equal payments with the first payment being made on or about the one-year anniversary date of the employee's retirement and each subsequent payment being payable on or about the yearly anniversary of the retirement date.

There is no remaining retirement incentive obligation at June 30, 2016. The District made payments of \$21,250 and \$10,000 for the RIB and HRA, respectively, in fiscal year 2016. These payments were the final required payments under the retirement incentive plan.

NOTE 12 - RISK MANAGEMENT

A. Property and Liability

The District is exposed to various risks of loss related to torts; theft of, damage to, and destruction of assets; errors and omissions; injuries to employees; and natural disasters. For fiscal year 2016, the District is contracted with the Ohio School Plan to provide property, fleet and liability insurance, as well as boiler and machinery coverage. There is a \$1,000 deductible with an agreed value co-insurance for property and a \$1,000 deductible for boiler and machinery coverage. There is no deductible for general liability.

General liability is provided by Ohio School Plan with a \$5,000,000 single occurrence limit, a \$7,000,000 aggregate limit in addition to a \$5,000,000 excess coverage policy. Employee dishonesty coverage is also provided by the Ohio School Plan with a \$1,000 deductible. Vehicles are covered by the Ohio School Plan and have a \$250 deductible for comprehensive and \$500 deductible for collision; buses have a \$1,000 deductible for comprehensive and \$1,000 deduction for collision. Automobile liability has a \$5,000,000 combined single limit of liability excluding the excess coverage indicated above.

Settled claims have not exceeded this commercial coverage in any of the past three fiscal years. There was no significant reduction in coverage from the prior year.

**WESTLAKE CITY SCHOOL DISTRICT
CUYAHOGA COUNTY, OHIO**

**NOTES TO THE BASIC FINANCIAL STATEMENTS
FOR THE FISCAL YEAR ENDED JUNE 30, 2016**

NOTE 12 - RISK MANAGEMENT - (Continued)

B. Employee Medical Benefits

The District is a member of the Suburban Health Consortium, a shared risk pool (Note 2.A.) to provide employee medical, surgical, prescription drug, vision and dental benefits. Rates are set through an annual calculation process. The District pays a monthly contribution which is placed in a common fund from which the claim payments are made for all participating districts. For fiscal year 2016, the District paid 85% of the cost of the monthly insurance premium for certified, classified and administrative employees.

C. Workers' Compensation

The District pays the State Workers' Compensation System a premium based on a rate per \$100 of salaries. This rate is calculated based on accident history and administrative costs. During fiscal year 2016, the District was enrolled in a Group Retrospective rating program offered by the Ohio Bureau of Worker's Compensation and administered by CompManagement Inc.

NOTE 13 - DEFINED BENEFIT PENSION PLANS

Net Pension Liability

The net pension liability reported on the statement of net position represents a liability to employees for pensions. Pensions are a component of exchange transactions—between an employer and its employees—of salaries and benefits for employee services. Pensions are provided to an employee—on a deferred-payment basis—as part of the total compensation package offered by an employer for employee services each financial period. The obligation to sacrifice resources for pensions is a present obligation because it was created as a result of employment exchanges that already have occurred.

The net pension liability represents the District's proportionate share of each pension plan's collective actuarial present value of projected benefit payments attributable to past periods of service, net of each pension plan's fiduciary net position. The net pension liability calculation is dependent on critical long-term variables, including estimated average life expectancies, earnings on investments, cost of living adjustments and others. While these estimates use the best information available, unknowable future events require adjusting this estimate annually.

The Ohio Revised Code limits the District's obligation for this liability to annually required payments. The District cannot control benefit terms or the manner in which pensions are financed; however, the District does receive the benefit of employees' services in exchange for compensation including pension.

GASB 68 assumes the liability is solely the obligation of the employer, because (1) they benefit from employee services; and (2) State statute requires all funding to come from these employers. All contributions to date have come solely from these employers (which also includes costs paid in the form of withholdings from employees). State statute requires the pension plans to amortize unfunded liabilities within 30 years. If the amortization period exceeds 30 years, each pension plan's board must propose corrective action to the State legislature. Any resulting legislative change to benefits or funding could significantly affect the net pension liability. Resulting adjustments to the net pension liability would be effective when the changes are legally enforceable.

**WESTLAKE CITY SCHOOL DISTRICT
CUYAHOGA COUNTY, OHIO**

**NOTES TO THE BASIC FINANCIAL STATEMENTS
FOR THE FISCAL YEAR ENDED JUNE 30, 2016**

NOTE 13 - DEFINED BENEFIT PENSION PLANS - (Continued)

The proportionate share of each plan's unfunded benefits is presented as a long-term *net pension liability* on the accrual basis of accounting. Any liability for the contractually-required pension contribution outstanding at the end of the year is included in *pension and postemployment benefits payable* on both the accrual and modified accrual bases of accounting.

Plan Description - School Employees Retirement System (SERS)

Plan Description –District non-teaching employees participate in SERS, a cost-sharing multiple-employer defined benefit pension plan administered by SERS. SERS provides retirement, disability and survivor benefits, annual cost-of-living adjustments, and death benefits to plan members and beneficiaries. Authority to establish and amend benefits is provided by Ohio Revised Code Chapter 3309. SERS issues a publicly available, stand-alone financial report that includes financial statements, required supplementary information and detailed information about SERS' fiduciary net position. That report can be obtained by visiting the SERS website at www.ohsers.org under Employers/Audit Resources.

Age and service requirements for retirement are as follows:

	Eligible to Retire on or before August 1, 2017 *	Eligible to Retire after August 1, 2017
Full Benefits	Any age with 30 years of service credit	Age 67 with 10 years of service credit; or Age 57 with 30 years of service credit
Actuarially Reduced Benefits	Age 60 with 5 years of service credit Age 55 with 25 years of service credit	Age 62 with 10 years of service credit; or Age 60 with 25 years of service credit

* Members with 25 years of service credit as of August 1, 2017, will be included in this plan.

Annual retirement benefits are calculated based on final average salary multiplied by a percentage that varies based on year of service; 2.2 percent for the first thirty years of service and 2.5 percent for years of service credit over 30. Final average salary is the average of the highest three years of salary.

One year after an effective benefit date, a benefit recipient is entitled to a three percent cost-of-living adjustment (COLA). This same COLA is added each year to the base benefit amount on the anniversary date of the benefit.

Funding Policy – Plan members are required to contribute 10 percent of their annual covered salary and the District is required to contribute 14 percent of annual covered payroll. The contribution requirements of plan members and employers are established and may be amended by the SERS' Retirement Board up to statutory maximum amounts of 10 percent for plan members and 14 percent for employers. The Retirement Board, acting with the advice of the actuary, allocates the employer contribution rate among four of the System's funds (Pension Trust Fund, Death Benefit Fund, Medicare B Fund, and Health Care Fund). For the fiscal year ended June 30, 2016, the entire 14 percent was allocated to pension, death benefits, and Medicare B and no portion of the employer contribution rate was allocated to the Health Care Fund.

The District's contractually required contribution to SERS was \$1,171,212 for fiscal year 2016. Of this amount, \$58,070 is reported as pension and postemployment benefits payable.

**WESTLAKE CITY SCHOOL DISTRICT
CUYAHOGA COUNTY, OHIO**

**NOTES TO THE BASIC FINANCIAL STATEMENTS
FOR THE FISCAL YEAR ENDED JUNE 30, 2016**

NOTE 13 - DEFINED BENEFIT PENSION PLANS - (Continued)

Plan Description - State Teachers Retirement System (STRS)

Plan Description –District licensed teachers and other faculty members participate in STRS Ohio, a cost-sharing multiple-employer public employee retirement system administered by STRS. STRS provides retirement and disability benefits to members and death and survivor benefits to beneficiaries. STRS issues a stand-alone financial report that includes financial statements, required supplementary information and detailed information about STRS' fiduciary net position. That report can be obtained by writing to STRS, 275 E. Broad St., Columbus, OH 43215-3771, by calling (888) 227-7877, or by visiting the STRS Web site at www.strsoh.org.

New members have a choice of three retirement plans; a Defined Benefit (DB) Plan, a Defined Contribution (DC) Plan and a Combined Plan. Benefits are established by Ohio Revised Code Chapter 3307. The DB plan offers an annual retirement allowance based on final average salary multiplied by a percentage that varies based on years of service. Effective August 1, 2015, the calculation will be 2.2 percent of final average salary for the five highest years of earnings multiplied by all years of service. With certain exceptions, the basic benefit is increased each year by two percent of the original base benefit. For members retiring August 1, 2013, or later, the first two percent is paid on the fifth anniversary of the retirement benefit. Members are eligible to retire at age 60 with five years of qualifying service credit, or age 55 with 25 years of service, or 30 years of service regardless of age. Age and service requirements for retirement will increase effective August 1, 2015, and will continue to increase periodically until they reach age 60 with 35 years of service or age 65 with five years of service on August 1, 2026.

The DC Plan allows members to place all their member contributions and 9.5 percent of the 14 percent employer contributions into an investment account. Investment allocation decisions are determined by the member. The remaining 4.5 percent of the 14 percent employer rate is allocated to the defined benefit unfunded liability. A member is eligible to receive a retirement benefit at age 50 and termination of employment. The member may elect to receive a lifetime monthly annuity or a lump sum withdrawal.

The Combined Plan offers features of both the DB Plan and the DC Plan. In the Combined Plan, member contributions are allocated among investment choices by the member, and employer contributions are used to fund the defined benefit payment at a reduced level from the regular DB Plan. The defined benefit portion of the Combined Plan payment is payable to a member on or after age 60 with five years of services. The defined contribution portion of the account may be taken as a lump sum payment or converted to a lifetime monthly annuity at age 50.

New members who choose the DC plan or Combined Plan will have another opportunity to reselect a permanent plan during their fifth year of membership. Members may remain in the same plan or transfer to another STRS plan. The optional annuitization of a member's defined contribution account or the defined contribution portion of a member's Combined Plan account to a lifetime benefit results in STRS bearing the risk of investment gain or loss on the account. STRS has therefore included all three plan options as one defined benefit plan for GASB 68 reporting purposes.

A DB or Combined Plan member with five or more years of credited service who is determined to be disabled may qualify for a disability benefit. Eligible survivors of members who die before service retirement may qualify for monthly benefits. New members on or after July 1, 2013, must have at least ten years of qualifying service credit that apply for disability benefits. Members in the DC Plan who become disabled are entitled only to their account balance. If a member of the DC Plan dies before retirement benefits begin, the member's designated beneficiary is entitled to receive the member's account balance.

**WESTLAKE CITY SCHOOL DISTRICT
CUYAHOGA COUNTY, OHIO**

**NOTES TO THE BASIC FINANCIAL STATEMENTS
FOR THE FISCAL YEAR ENDED JUNE 30, 2016**

NOTE 13 - DEFINED BENEFIT PENSION PLANS - (Continued)

Funding Policy – Employer and member contribution rates are established by the State Teachers Retirement Board and limited by Chapter 3307 of the Ohio Revised Code. The statutory maximum employee contribution rate was increased one percent July 1, 2014, and will be increased one percent each year until it reaches 14 percent on July 1, 2016. For the fiscal year ended June 30, 2016, plan members were required to contribute 13 percent of their annual covered salary. The District was required to contribute 14 percent; the entire 14 percent was the portion used to fund pension obligations. The fiscal year 2016 contribution rates were equal to the statutory maximum rates.

The District's contractually required contribution to STRS was \$3,126,199 for fiscal year 2016. Of this amount, \$514,732 is reported as pension and postemployment benefits payable.

Pension Liabilities, Pension Expense, and Deferred Outflows of Resources and Deferred Inflows of Resources Related to Pensions

The net pension liability was measured as of June 30, 2015, and the total pension liability used to calculate the net pension liability was determined by an actuarial valuation as of that date. The District's proportion of the net pension liability was based on the District's share of contributions to the pension plan relative to the contributions of all participating entities. Following is information related to the proportionate share and pension expense:

	<u>SERS</u>	<u>STRS</u>	<u>Total</u>
Proportionate share of the net pension liability	\$ 16,127,473	\$ 60,617,364	\$ 76,744,837
Proportion of the net pension liability	0.28263580%	0.21933350%	
Pension expense	\$ 1,071,930	\$ 2,312,696	\$ 3,384,626

**WESTLAKE CITY SCHOOL DISTRICT
CUYAHOGA COUNTY, OHIO**

**NOTES TO THE BASIC FINANCIAL STATEMENTS
FOR THE FISCAL YEAR ENDED JUNE 30, 2016**

NOTE 13 - DEFINED BENEFIT PENSION PLANS - (Continued)

At June 30, 2016, the District reported deferred outflows of resources and deferred inflows of resources related to pensions from the following sources:

	<u>SERS</u>	<u>STRS</u>	<u>Total</u>
Deferred outflows of resources			
Differences between expected and actual experience	\$ 258,794	\$ 2,791,196	\$ 3,049,990
Changes in proportionate share and difference between District contributions and proportionate share of contributions	141,831	-	141,831
District contributions subsequent to the measurement date	<u>1,171,212</u>	<u>3,126,199</u>	<u>4,297,411</u>
Total deferred outflows of resources	<u>\$ 1,571,837</u>	<u>\$ 5,917,395</u>	<u>\$ 7,489,232</u>
Deferred inflows of resources			
Net difference between projected and actual earnings on pension plan investments	\$ 511,575	\$ 4,893,937	\$ 5,405,512
Changes in proportionate share and difference between District contributions and proportionate share of contributions	<u>-</u>	<u>3,621,543</u>	<u>3,621,543</u>
Total deferred inflows of resources	<u>\$ 511,575</u>	<u>\$ 8,515,480</u>	<u>\$ 9,027,055</u>

\$4,297,411 reported as deferred outflows of resources related to pension resulting from District contributions subsequent to the measurement date will be recognized as a reduction of the net pension liability in the year ending June 30, 2017. Other amounts reported as deferred outflows of resources and deferred inflows of resources related to pension will be recognized in pension expense as follows:

	<u>SERS</u>	<u>STRS</u>	<u>Total</u>
Fiscal Year Ending June 30:			
2017	\$ (141,851)	\$ (2,058,053)	\$ (2,199,904)
2018	(141,851)	(2,058,053)	(2,199,904)
2019	(141,853)	(2,058,053)	(2,199,906)
2020	<u>314,605</u>	<u>449,875</u>	<u>764,480</u>
Total	<u>\$ (110,950)</u>	<u>\$ (5,724,284)</u>	<u>\$ (5,835,234)</u>

**WESTLAKE CITY SCHOOL DISTRICT
CUYAHOGA COUNTY, OHIO**

**NOTES TO THE BASIC FINANCIAL STATEMENTS
FOR THE FISCAL YEAR ENDED JUNE 30, 2016**

NOTE 13 - DEFINED BENEFIT PENSION PLANS - (Continued)

Actuarial Assumptions - SERS

SERS' total pension liability was determined by their actuaries in accordance with GASB Statement No. 67, as part of their annual actuarial valuation for each defined benefit retirement plan. Actuarial valuations of an ongoing plan involve estimates of the value of reported amounts (e.g., salaries, credited service) and assumptions about the probability of occurrence of events far into the future (e.g., mortality, disabilities, retirements, employment termination). Actuarially determined amounts are subject to continual review and potential modifications, as actual results are compared with past expectations and new estimates are made about the future.

Projections of benefits for financial reporting purposes are based on the substantive plan (the plan as understood by the employers and plan members) and include the types of benefits provided at the time of each valuation and the historical pattern of sharing benefit costs between the employers and plan members to that point. The projection of benefits for financial reporting purposes does not explicitly incorporate the potential effects of legal or contractual funding limitations.

Actuarial calculations reflect a long-term perspective. For a newly hired employee, actuarial calculations will take into account the employee's entire career with the employer and also take into consideration the benefits, if any, paid to the employee after termination of employment until the death of the employee and any applicable contingent annuitant. In many cases actuarial calculations reflect several decades of service with the employer and the payment of benefits after termination.

Key methods and assumptions used in calculating the total pension liability in the latest actuarial valuation, prepared as of June 30, 2015, are presented below:

Wage Inflation	3.25 percent
Future Salary Increases, including inflation	4.00 percent to 22.00 percent
COLA or Ad Hoc COLA	3 percent
Investment Rate of Return	7.75 percent net of investments expense, including inflation
Actuarial Cost Method	Entry Age Normal

For post-retirement mortality, the table used in evaluating allowances to be paid is the 1994 Group Annuity Mortality Table set back one year for both men and women. Special mortality tables are used for the period after disability retirement.

The most recent experience study was completed June 30, 2010.

The long-term return expectation for the Pension Plan Investments has been determined using a building-block approach and assumes a time horizon, as defined in SERS' *Statement of Investment Policy*. A forecasted rate of inflation serves as the baseline for the return expectation. Various real return premiums over the baseline inflation rate have been established for each asset class. The long-term expected nominal rate of return has been determined by calculating a weighted averaged of the expected real return premiums for each asset class, adding the projected inflation rate, and adding the expected return from rebalancing uncorrelated asset classes.

**WESTLAKE CITY SCHOOL DISTRICT
CUYAHOGA COUNTY, OHIO**

**NOTES TO THE BASIC FINANCIAL STATEMENTS
FOR THE FISCAL YEAR ENDED JUNE 30, 2016**

NOTE 13 - DEFINED BENEFIT PENSION PLANS - (Continued)

The target allocation and best estimates of arithmetic real rates of return for each major assets class are summarized in the following table:

<u>Asset Class</u>	<u>Target Allocation</u>	<u>Long-Term Expected Real Rate of Return</u>
Cash	1.00 %	0.00 %
US Stocks	22.50	5.00
Non-US Stocks	22.50	5.50
Fixed Income	19.00	1.50
Private Equity	10.00	10.00
Real Assets	10.00	5.00
Multi-Asset Strategies	<u>15.00</u>	7.50
Total	<u>100.00</u> %	

Discount Rate - The total pension liability was calculated using the discount rate of 7.75 percent. The projection of cash flows used to determine the discount rate assumed the contributions from employers and from the members would be computed based on contribution requirements as stipulated by State statute. Projected inflows from investment earning were calculated using the long-term assumed investment rate of return (7.75 percent). Based on those assumptions, the plan's fiduciary net position was projected to be available to make all future benefit payments of current plan members. Therefore, the long-term expected rate of return on pension plan investments was applied to all periods of projected benefits to determine the total pension liability.

Sensitivity of the District's Proportionate Share of the Net Pension Liability to Changes in the Discount Rate - Net pension liability is sensitive to changes in the discount rate, and to illustrate the potential impact the following table presents the net pension liability calculated using the discount rate of 7.75 percent, as well as what each plan's net pension liability would be if it were calculated using a discount rate that is one percentage point lower (6.75 percent), or one percentage point higher (8.75 percent) than the current rate.

	<u>1% Decrease (6.75%)</u>	<u>Discount Rate (7.75%)</u>	<u>1% Increase (8.75%)</u>
District's proportionate share of the net pension liability	\$ 22,363,009	\$ 16,127,473	\$ 10,876,637

**WESTLAKE CITY SCHOOL DISTRICT
CUYAHOGA COUNTY, OHIO**

**NOTES TO THE BASIC FINANCIAL STATEMENTS
FOR THE FISCAL YEAR ENDED JUNE 30, 2016**

NOTE 13 - DEFINED BENEFIT PENSION PLANS - (Continued)

Actuarial Assumptions - STRS

The total pension liability in the June 30, 2015, actuarial valuation was determined using the following actuarial assumptions, applied to all periods included in the measurement:

Inflation	2.75 percent
Projected salary increases	2.75 percent at age 70 to 12.25 percent at age 20
Investment Rate of Return	7.75 percent, net of investment expenses
Cost-of-Living Adjustments (COLA)	2 percent simple applied as follows: for members retiring before August 1, 2013, 2 percent per year; for members retiring August 1, 2013, or later, 2 percent COLA paid on fifth anniversary of retirement date.

Mortality rates were based on the RP-2000 Combined Mortality Table (Projection 2022—Scale AA) for Males and Females. Males' ages are set-back two years through age 89 and no set-back for age 90 and above. Females younger than age 80 are set back four years, one year set back from age 80 through 89 and not set back from age 90 and above.

Actuarial assumptions used in the June 30, 2015, valuation are based on the results of an actuarial experience study, effective July 1, 2012.

The 10 year expected real rate of return on pension plan investments was determined by STRS' investment consultant by developing best estimates of expected future real rates of return for each major asset class. The target allocation and best estimates of geometric real rates of return for each major asset class are summarized as follows:

<u>Asset Class</u>	<u>Target Allocation</u>	<u>Long-Term Expected Real Rate of Return</u>
Domestic Equity	31.00 %	8.00 %
International Equity	26.00	7.85
Alternatives	14.00	8.00
Fixed Income	18.00	3.75
Real Estate	10.00	6.75
Liquidity Reserves	<u>1.00</u>	3.00
Total	<u>100.00</u> %	

**WESTLAKE CITY SCHOOL DISTRICT
CUYAHOGA COUNTY, OHIO**

**NOTES TO THE BASIC FINANCIAL STATEMENTS
FOR THE FISCAL YEAR ENDED JUNE 30, 2016**

NOTE 13 - DEFINED BENEFIT PENSION PLANS - (Continued)

Discount Rate - The discount rate used to measure the total pension liability was 7.75 percent as of June 30, 2015. The projection of cash flows used to determine the discount rate assumes member and employer contributions will be made at the statutory contribution rates in accordance with rate increases described above. For this purpose, only employer contributions that are intended to fund benefits of current plan members and their beneficiaries are included. Projected employer contributions that are intended to fund the service costs of future plan members and their beneficiaries, as well as projected contributions from future plan members, are not included. Based on those assumptions, STRS' fiduciary net position was projected to be available to make all projected future benefit payments to current plan members as of June 30, 2015. Therefore, the long-term expected rate of return on pension plan investments of 7.75 percent was applied to all periods of projected benefit payment to determine the total pension liability as of June 30, 2015.

Sensitivity of the District's Proportionate Share of the Net Pension Liability to Changes in the Discount Rate - The following table presents the District's proportionate share of the net pension liability calculated using the current period discount rate assumption of 7.75 percent, as well as what the District's proportionate share of the net pension liability would be if it were calculated using a discount rate that is one-percentage-point lower (6.75 percent) or one-percentage-point higher (8.75 percent) than the current rate:

	1% Decrease (6.75%)	Current Discount Rate (7.75%)	1% Increase (8.75%)
District's proportionate share of the net pension liability	\$ 84,202,091	\$ 60,617,364	\$ 40,672,960

NOTE 14 - POSTEMPLOYMENT BENEFITS

A. School Employees Retirement System

Health Care Plan Description - The District contributes to the SERS Health Care Fund, administered by SERS for non-certificated retirees and their beneficiaries. For GASB 45 purposes, this plan is considered a cost-sharing, multiple-employer, defined benefit other postemployment benefit (OPEB) plan. The Health Care Plan includes hospitalization and physicians' fees through several types of plans including HMO's, PPO's, Medicare Advantage, and traditional indemnity plans as well as a prescription drug program. The financial report of the Plan is included in the SERS Comprehensive Annual Financial Report which can be obtained on SERS' website at www.ohsers.org under Employers/Audit Resources.

Access to health care for retirees and beneficiaries is permitted in accordance with Section 3309 of the Ohio Revised Code. The Health Care Fund was established and is administered in accordance with Internal Revenue Code Section 105(e). SERS' Retirement Board reserves the right to change or discontinue any health plan or program. Health care is financed through a combination of employer contributions and retiree premiums, copays and deductibles on covered health care expenses, investment returns, and any funds received as a result of SERS' participation in Medicare programs. Active employee members do not contribute to the Health Care Plan. Retirees and their beneficiaries are required to pay a health care premium that varies depending on the plan selected, number of qualified years of service, Medicare eligibility and retirement status.

**WESTLAKE CITY SCHOOL DISTRICT
CUYAHOGA COUNTY, OHIO**

**NOTES TO THE BASIC FINANCIAL STATEMENTS
FOR THE FISCAL YEAR ENDED JUNE 30, 2016**

NOTE 14 - POSTEMPLOYMENT BENEFITS – (Continued)

Funding Policy - State statute permits SERS to fund the health care benefits through employer contributions. Each year, after the allocation for statutorily required basic benefits, the Retirement Board allocates the remainder of the employer contribution of 14 percent of covered payroll to the Health Care Fund. For fiscal year 2016, none of the employer contribution was allocated to health care. In addition, employers pay a surcharge for employees earning less than an actuarially determined minimum compensation amount, pro-rated according to service credit earned. For fiscal year 2016, this amount was \$23,000. Statutes provide that no employer shall pay a health care surcharge greater than 2 percent of that employer's SERS-covered payroll; nor may SERS collect in aggregate more than 1.5 percent of the total statewide SERS-covered payroll for the health care surcharge. For fiscal year 2016, the District's surcharge obligation was \$140,400.

The District's contributions for health care for the fiscal years ended June 30, 2016, 2015, and 2014 were \$140,400, \$180,055, and \$117,161, respectively. The amount for fiscal year 2016 will be paid in fiscal year 2017 and has been recorded as pension and postemployment benefits payable at June 30, 2016. The full amount has been contributed for fiscal years 2015 and 2014.

B. State Teachers Retirement System

Plan Description – The District participates in the cost-sharing multiple-employer defined benefit Health Plan administered by the State Teachers Retirement System of Ohio (STRS) for eligible retirees who participated in the defined benefit or combined pension plans offered by STRS. Ohio law authorizes STRS to offer this plan. Benefits include hospitalization, physicians' fees, prescription drugs and reimbursement of monthly Medicare Part B premiums. The Plan is included in the report of STRS which can be obtained by visiting www.strsoh.org or by calling (888) 227-7877.

Funding Policy – Ohio Revised Code Chapter 3307 authorizes STRS to offer the Plan and gives the Retirement Board authority over how much, if any, of the health care costs will be absorbed by STRS. Active employee members do not contribute to the Health Care Plan. All benefit recipients, for the most recent year, pay a monthly premium. Under Ohio law, funding for post-employment health care may be deducted from employer contributions. For fiscal years 2016 and 2015, STRS did not allocate any employer contributions to post-employment health care. The District's contributions for health care for the fiscal years ended June 30, 2016, 2015, and 2014 were \$0, \$0, and \$246,777, respectively. No contributions were required for fiscal years 2016 and 2015. The full amount has been contributed for fiscal year 2014.

NOTE 15 - CONTINGENCIES

A. Grants

The District receives significant financial assistance from numerous federal, State and local agencies in the form of grants. The disbursement of funds received under these programs generally requires compliance with terms and conditions specified in the grant agreements and are subject to audit by the grantor agencies. Any disallowed claims resulting from such audits could become a liability of the District. However, in the opinion of management, any such disallowed claims will not have a material effect on the financial position of the District.

**WESTLAKE CITY SCHOOL DISTRICT
CUYAHOGA COUNTY, OHIO**

**NOTES TO THE BASIC FINANCIAL STATEMENTS
FOR THE FISCAL YEAR ENDED JUNE 30, 2016**

NOTE 15 – CONTINGENCIES - (Continued)

B. Litigation

The District is party to legal proceedings. The District is of the opinion that ultimate disposition of claims will not have a material effect, if any, on the financial condition of the District.

C. Foundation Funding

School district Foundation funding is based on the annualized full-time equivalent (FTE) enrollment of each student. Effective for the 2014-2015 school year, traditional school districts must comply with minimum hours of instruction, instead of a minimum number of school days each year. The funding formula the Ohio Department of Education (ODE) is legislatively required to follow will continue to adjust as enrollment information is updated by the District, which can extend past the fiscal year-end. As of the date of this report, ODE has not finalized the impact of enrollment adjustments to the June 30, 2016 Foundation funding for the District; therefore, the financial statement impact is not determinable at this time. ODE and management believe this will result in either a receivable to or liability of the District.

NOTE 16 - OTHER COMMITMENTS

The District utilizes encumbrance accounting as part of its budgetary controls. Encumbrances outstanding at year end may be reported as part of restricted, committed, or assigned classifications of fund balance. At year end, the District's commitments for encumbrances (net of amounts already included in payables) in the governmental funds were as follows:

<u>Fund</u>	<u>Year-End Encumbrances</u>
General fund	\$ 4,291,499
Bond retirement	1,000
Other governmental	<u>970,655</u>
Total	<u>\$ 5,263,154</u>

NOTE 17 - SET-ASIDES

The District is required by State law to annually set-aside certain general fund revenue amounts, as defined by statutory formula, for the acquisition and construction of capital improvements. Amounts not spent by the end of the fiscal year or offset by similarly restricted resources received during the year must be held in cash at fiscal year-end. This amount must be carried forward to be used for the same purpose in future years. Expenditures exceeding the set-aside requirement may not be carried forward to the next fiscal year.

**WESTLAKE CITY SCHOOL DISTRICT
CUYAHOGA COUNTY, OHIO**

**NOTES TO THE BASIC FINANCIAL STATEMENTS
FOR THE FISCAL YEAR ENDED JUNE 30, 2016**

NOTE 17 - SET-ASIDES - (Continued)

The following cash-basis information describes the change in the fiscal year-end set-aside amount for capital improvements. Disclosure of this information is required by State statute.

	<u>Capital Improvements</u>
Set-aside balance June 30, 2015	\$ -
Current year set-aside requirement	635,700
Current year qualifying expenditures	<u>(1,355,379)</u>
Total	<u>\$ (719,679)</u>
Balance carried forward to fiscal year 2017	<u>\$ -</u>
Set-aside balance June 30, 2016	<u>\$ -</u>

NOTE 18 - BUDGETARY BASIS OF ACCOUNTING

While reporting financial position, results of operations, and changes in fund balance on the basis of generally accepted accounting principles (GAAP), the budgetary basis as provided by law is based upon accounting for certain transactions on a basis of cash receipts and disbursements.

The statement of revenue, expenditures and changes in fund balance - budget and actual (non-GAAP budgetary basis) presented for the general fund is presented on the budgetary basis to provide a meaningful comparison of actual results with the budget. The major differences between the budget basis and the GAAP basis are that:

- (a) Revenues and other financing sources are recorded when received in cash (budget basis) as opposed to when susceptible to accrual (GAAP basis);
- (b) Expenditures and other financing uses are recorded when paid in cash (budget basis) as opposed to when the liability is incurred (GAAP basis);
- (c) In order to determine compliance with Ohio law, and to reserve that portion of the applicable appropriation, total outstanding encumbrances (budget basis) are recorded as the equivalent of an expenditure, as opposed to assigned or committed fund balance for that portion of outstanding encumbrances not already recognized as an account payable (GAAP basis);
- (d) Advances-in and advances-out are operating transactions (budget basis) as opposed to balance sheet transactions (GAAP basis); and,
- (e) Some funds are included in the general fund (GAAP basis), but have separate legally adopted budgets (budget basis).

**WESTLAKE CITY SCHOOL DISTRICT
CUYAHOGA COUNTY, OHIO**

**NOTES TO THE BASIC FINANCIAL STATEMENTS
FOR THE FISCAL YEAR ENDED JUNE 30, 2016**

NOTE 18 - BUDGETARY BASIS OF ACCOUNTING - (Continued)

The adjustments necessary to convert the results of operations for the year on the budget basis to the GAAP basis for the general fund is as follows:

Net Change in Fund Balance

	<u>General fund</u>
Budget basis	\$ (3,000,417)
Net adjustment for revenue accruals	3,027,767
Net adjustment for expenditure accruals	423,982
Net adjustment for other sources/uses	(209,869)
Funds budgeted elsewhere	(928)
Adjustment for encumbrances	<u>4,877,504</u>
GAAP basis	<u>\$ 5,118,039</u>

Certain funds that are legally budgeted in separate special revenue funds are considered part of the general fund on a GAAP basis. These include the public school support fund, the interdistrict summer school fund, the community education fund and the uniform school supplies fund.

NOTE 19 - SIGNIFICANT SUBSEQUENT EVENTS

On July 6, 2016, the District entered into a \$394,000 lease-purchase agreement with Huntington Public Capital Corporation for the acquisition of an artificial turf field for the Westlake High School Stadium and related site improvements. Lease payments are required annually on each January 1 and commence January 1, 2017 and conclude January 1, 2024. The lease-purchase agreement bears an interest rate of 2.15% per annum.

On November 8, 2016, the voters of the District approved a 1.3-mill bond issue to replace the four aging elementary schools with one new elementary campus and a 0.8-mill continuing permanent improvement levy. Total bonds in the amount of \$33,633,092 will be issued to finance the new campus elementary project. On December 29, 2016, the District issued \$9.19 million in bonds representing the first portion of the total bond issuance. The remaining bonds will be issued in January or February 2017.

REQUIRED SUPPLEMENTARY INFORMATION

**WESTLAKE CITY SCHOOL DISTRICT
CUYAHOGA COUNTY, OHIO**

SCHEDULES OF REQUIRED SUPPLEMENTARY INFORMATION

SCHEDULE OF THE DISTRICT'S PROPORTIONATE SHARE OF
THE NET PENSION LIABILITY
SCHOOL EMPLOYEES RETIREMENT SYSTEM (SERS) OF OHIO

LAST THREE FISCAL YEARS

	<u>2015</u>	<u>2014</u>	<u>2013</u>
District's proportion of the net pension liability	0.28263580%	0.27893800%	0.27893800%
District's proportionate share of the net pension liability	\$ 16,127,473	\$ 14,116,893	\$ 16,587,548
District's covered-employee payroll	\$ 8,508,816	\$ 8,105,375	\$ 8,292,471
District's proportionate share of the net pension liability as a percentage of its covered-employee payroll	189.54%	174.17%	200.03%
Plan fiduciary net position as a percentage of the total pension liability	69.16%	71.70%	65.52%

Note: Information prior to fiscal year 2013 was unavailable. The schedule above is intended to show information for ten years and additional years' information will be displayed as it becomes available.

**WESTLAKE CITY SCHOOL DISTRICT
CUYAHOGA COUNTY, OHIO**

SCHEDULES OF REQUIRED SUPPLEMENTARY INFORMATION

SCHEDULE OF THE DISTRICT'S PROPORTIONATE SHARE OF
THE NET PENSION LIABILITY
STATE TEACHERS RETIREMENT SYSTEM (STRS) OF OHIO

LAST THREE FISCAL YEARS

	<u>2015</u>	<u>2014</u>	<u>2013</u>
District's proportion of the net pension liability	0.21933350%	0.23516789%	0.23516789%
District's proportionate share of the net pension liability	\$ 60,617,364	\$ 57,200,969	\$ 68,137,421
District's covered-employee payroll	\$ 22,883,779	\$ 24,027,662	\$ 25,656,777
District's proportionate share of the net pension liability as a percentage of its covered-employee payroll	264.89%	238.06%	265.57%
Plan fiduciary net position as a percentage of the total pension liability	72.10%	74.70%	69.30%

Note: Information prior to fiscal year 2013 was unavailable. The schedule above is intended to show information for ten years and additional years' information will be displayed as it becomes available.

**WESTLAKE CITY SCHOOL DISTRICT
CUYAHOGA COUNTY, OHIO**

SCHEDULES OF REQUIRED SUPPLEMENTARY INFORMATION

SCHEDULE OF DISTRICT CONTRIBUTIONS
SCHOOL EMPLOYEES RETIREMENT SYSTEM (SERS) OF OHIO

LAST TEN FISCAL YEARS

	<u>2016</u>	<u>2015</u>	<u>2014</u>	<u>2013</u>
Contractually required contribution	\$ 1,171,212	\$ 1,121,462	\$ 1,123,405	\$ 1,147,678
Contributions in relation to the contractually required contribution	<u>(1,171,212)</u>	<u>(1,121,462)</u>	<u>(1,123,405)</u>	<u>(1,147,678)</u>
Contribution deficiency (excess)	<u>\$ -</u>	<u>\$ -</u>	<u>\$ -</u>	<u>\$ -</u>
District's covered-employee payroll	\$ 8,365,800	\$ 8,508,816	\$ 8,105,375	\$ 8,292,471
Contributions as a percentage of covered-employee payroll	14.00%	13.18%	13.86%	13.84%

<u>2012</u>	<u>2011</u>	<u>2010</u>	<u>2009</u>	<u>2008</u>	<u>2007</u>
\$ 1,087,963	\$ 1,039,322	\$ 1,062,728	\$ 729,581	\$ 708,014	\$ 741,110
<u>(1,087,963)</u>	<u>(1,039,322)</u>	<u>(1,062,728)</u>	<u>(729,581)</u>	<u>(708,014)</u>	<u>(741,110)</u>
<u>\$ -</u>	<u>\$ -</u>	<u>\$ -</u>	<u>\$ -</u>	<u>\$ -</u>	<u>\$ -</u>
\$ 8,088,944	\$ 8,268,274	\$ 7,848,804	\$ 7,414,441	\$ 7,209,919	\$ 6,939,232
13.45%	12.57%	13.54%	9.84%	9.82%	10.68%

**WESTLAKE CITY SCHOOL DISTRICT
CUYAHOGA COUNTY, OHIO**

SCHEDULES OF REQUIRED SUPPLEMENTARY INFORMATION

SCHEDULE OF DISTRICT CONTRIBUTIONS
STATE TEACHERS RETIREMENT SYSTEM (STRS) OF OHIO

LAST TEN FISCAL YEARS

	<u>2016</u>	<u>2015</u>	<u>2014</u>	<u>2013</u>
Contractually required contribution	\$ 3,126,199	\$ 3,203,729	\$ 3,123,596	\$ 3,335,381
Contributions in relation to the contractually required contribution	<u>(3,126,199)</u>	<u>(3,203,729)</u>	<u>(3,123,596)</u>	<u>(3,335,381)</u>
Contribution deficiency (excess)	<u>\$ -</u>	<u>\$ -</u>	<u>\$ -</u>	<u>\$ -</u>
District's covered-employee payroll	\$ 22,329,993	\$ 22,883,779	\$ 24,027,662	\$ 25,656,777
Contributions as a percentage of covered-employee payroll	14.00%	14.00%	13.00%	13.00%

<u>2012</u>	<u>2011</u>	<u>2010</u>	<u>2009</u>	<u>2008</u>	<u>2007</u>
\$ 3,261,763	\$ 3,218,832	\$ 3,111,261	\$ 2,920,173	\$ 2,850,376	\$ 2,714,366
<u>(3,261,763)</u>	<u>(3,218,832)</u>	<u>(3,111,261)</u>	<u>(2,920,173)</u>	<u>(2,850,376)</u>	<u>(2,714,366)</u>
<u>\$ -</u>	<u>\$ -</u>	<u>\$ -</u>	<u>\$ -</u>	<u>\$ -</u>	<u>\$ -</u>
\$ 25,090,485	\$ 24,760,246	\$ 23,932,777	\$ 22,462,869	\$ 21,925,969	\$ 20,879,738
13.00%	13.00%	13.00%	13.00%	13.00%	13.00%

**WESTLAKE CITY SCHOOL DISTRICT
CUYAHOGA COUNTY, OHIO**

**NOTES TO REQUIRED SUPPLEMENTARY INFORMATION
FOR THE FISCAL YEAR ENDED JUNE 30, 2016**

SCHOOL EMPLOYEES RETIREMENT SYSTEM (SERS) OF OHIO

Changes in benefit terms : There were no changes in benefit terms from the amounts reported for fiscal years 2014-2016.

Changes in assumptions : There were no changes in methods and assumptions used in the calculation of actuarial determined contributions for fiscal years 2014-2016. See the notes to the basic financial statements for the methods and assumptions in this calculation.

STATE TEACHERS RETIREMENT SYSTEM (STRS) OF OHIO

Changes in benefit terms : There were no changes in benefit terms from the amounts reported for fiscal years 2014-2016.

Changes in assumptions : There were no changes in methods and assumptions used in the calculation of actuarial determined contributions for fiscal years 2014-2016. See the notes to the basic financial statements for the methods and assumptions in this calculation.

THIS PAGE IS INTENTIONALLY LEFT BLANK

COMBINING STATEMENTS
AND INDIVIDUAL FUND SCHEDULES

**WESTLAKE CITY SCHOOL DISTRICT
CUYAHOGA COUNTY, OHIO**

MAJOR FUNDS

General Fund

The general fund accounts for and reports all financial resources not accounted for and reported in another fund. These general fund's activities include, but are not limited to, general instruction, pupil services, operation and maintenance of facilities, student transportation, and administration.

OTHER MAJOR FUND

Bond Retirement Fund

The bond retirement fund is used to account for and report financial resources that are restricted, committed, or assigned to expenditure for principal and interest.

**WESTLAKE CITY SCHOOL DISTRICT
CUYAHOGA COUNTY, OHIO**

SCHEDULE OF REVENUES, EXPENDITURES AND CHANGES IN
FUND BALANCE - BUDGET AND ACTUAL (NON-GAAP BUDGETARY BASIS)
GENERAL FUND
FOR THE FISCAL YEAR ENDED JUNE 30, 2016

	Budgeted Amounts			Variance with Final Budget Positive (Negative)
	Original	Final	Actual	
Revenues:				
From local sources:				
Property taxes	\$ 38,978,049	\$ 38,989,605	\$ 40,968,146	\$ 1,978,541
Tuition	237,721	237,791	249,858	12,067
Transportation fees	3,044	3,045	3,199	154
Earnings on investments	200,768	200,828	211,019	10,191
Extracurricular.	43	43	45	2
Classroom materials and fees	11,103	11,106	11,670	564
Rental income.	50,288	50,303	52,856	2,553
Contract services	26,323	26,331	27,667	1,336
Other local revenues	434,623	434,751	456,813	22,062
Intergovernmental - state	8,519,632	8,522,158	8,954,618	432,460
Intergovernmental - federal	89,217	89,243	93,772	4,529
Total revenues.	<u>48,550,811</u>	<u>48,565,204</u>	<u>51,029,663</u>	<u>2,464,459</u>
Expenditures:				
Instruction:				
Regular:				
Salaries and wages	15,422,567	14,595,991	14,579,268	16,723
Fringe benefits	5,227,320	5,171,212	4,622,563	548,649
Purchased services	212,862	589,672	509,018	80,654
Supplies	829,866	920,250	919,390	860
Capital outlay	209,117	228,199	135,188	93,011
Other	162,511	163,311	161,329	1,982
Total regular	<u>22,064,243</u>	<u>21,668,635</u>	<u>20,926,756</u>	<u>741,879</u>
Special:				
Salaries and wages	4,792,259	4,792,259	4,694,316	97,943
Fringe benefits	1,973,943	1,973,943	1,892,084	81,859
Purchased services	228,069	236,169	235,907	262
Supplies	12,548	30,001	28,391	1,610
Capital outlay	31,593	16,901	16,872	29
Other	575	275	-	275
Total special	<u>7,038,987</u>	<u>7,049,548</u>	<u>6,867,570</u>	<u>181,978</u>
Vocational:				
Salaries and wages	130,315	130,315	129,821	494
Fringe benefits	45,570	45,570	41,366	4,204
Purchased services	804,028	872,634	871,718	916
Total vocational	<u>979,913</u>	<u>1,048,519</u>	<u>1,042,905</u>	<u>5,614</u>
Other:				
Salaries and wages	131,147	156,405	156,238	167
Fringe benefits	80,086	95,679	95,614	65
Purchased services	2,550,009	2,419,292	2,419,254	38
Total other	<u>2,761,242</u>	<u>2,671,376</u>	<u>2,671,106</u>	<u>270</u>
Total instruction	<u>32,844,385</u>	<u>32,438,078</u>	<u>31,508,337</u>	<u>929,741</u>
Support Services:				
Pupil:				
Salaries and wages	2,118,037	2,122,037	2,121,717	320
Fringe benefits	736,870	736,870	675,890	60,980
Purchased services	1,129,951	1,069,871	1,052,271	17,600
Supplies	90,605	91,834	89,704	2,130
Capital outlay	-	1,039	1,039	-
Other	27,225	27,225	25,265	1,960
Total pupil	<u>4,102,688</u>	<u>4,048,876</u>	<u>3,965,886</u>	<u>82,990</u>

-- Continued

**WESTLAKE CITY SCHOOL DISTRICT
CUYAHOGA COUNTY, OHIO**

SCHEDULE OF REVENUES, EXPENDITURES AND CHANGES IN
FUND BALANCE - BUDGET AND ACTUAL (NON-GAAP BUDGETARY BASIS)
GENERAL FUND (CONTINUED)
FOR THE FISCAL YEAR ENDED JUNE 30, 2016

	<u>Budgeted Amounts</u>			Variance with Final Budget Positive (Negative)
	<u>Original</u>	<u>Final</u>	<u>Actual</u>	
Instructional staff:				
Salaries and wages	\$ 1,022,016	\$ 863,606	\$ 851,357	\$ 12,249
Fringe benefits	397,665	397,665	340,530	57,135
Purchased services	162,113	158,840	126,211	32,629
Supplies	154,584	153,543	150,908	2,635
Capital outlay	61,260	135,154	134,917	237
Other	21,200	21,200	20,305	895
Total instructional staff	<u>1,818,838</u>	<u>1,730,008</u>	<u>1,624,228</u>	<u>105,780</u>
Board of Education:				
Salaries and wages	20,537	22,137	22,125	12
Fringe benefits	4,938	5,438	5,343	95
Purchased services	2,600	28,803	28,621	182
Supplies	4,465	2,069	1,200	869
Other	13,737	14,279	14,234	45
Total board of education	<u>46,277</u>	<u>72,726</u>	<u>71,523</u>	<u>1,203</u>
Administration:				
Salaries and wages	1,728,363	1,728,363	1,664,590	63,773
Fringe benefits	869,201	869,201	818,928	50,273
Purchased services	406,966	405,668	362,117	43,551
Supplies	47,456	40,613	22,748	17,865
Capital outlay	1,500	1,500	-	1,500
Other	114,807	140,513	136,860	3,653
Total administration.	<u>3,168,293</u>	<u>3,185,858</u>	<u>3,005,243</u>	<u>180,615</u>
Fiscal:				
Salaries and wages	399,859	453,859	453,180	679
Fringe benefits	178,658	190,558	190,487	71
Purchased services	49,254	48,363	43,667	4,696
Supplies	74,245	83,845	80,912	2,933
Capital outlay	27,075	27,075	26,255	820
Other	721,679	679,200	679,108	92
Total fiscal	<u>1,450,770</u>	<u>1,482,900</u>	<u>1,473,609</u>	<u>9,291</u>
Business:				
Salaries and wages	319,069	319,069	257,249	61,820
Fringe benefits	145,566	145,566	114,435	31,131
Purchased services	135,755	123,429	123,389	40
Supplies	3,829	5,039	5,039	-
Other	2,475	2,606	1,681	925
Total business.	<u>606,694</u>	<u>595,709</u>	<u>501,793</u>	<u>93,916</u>

-- Continued

**WESTLAKE CITY SCHOOL DISTRICT
CUYAHOGA COUNTY, OHIO**

SCHEDULE OF REVENUES, EXPENDITURES AND CHANGES IN
FUND BALANCE - BUDGET AND ACTUAL (NON-GAAP BUDGETARY BASIS)
GENERAL FUND (CONTINUED)
FOR THE FISCAL YEAR ENDED JUNE 30, 2016

	Budgeted Amounts			Variance with Final Budget Positive (Negative)
	Original	Final	Actual	
Operations and maintenance:				
Salaries and wages	\$ 2,086,081	\$ 2,086,081	\$ 2,014,629	\$ 71,452
Fringe benefits	903,282	903,282	879,145	24,137
Purchased services	1,755,676	2,068,340	2,032,959	35,381
Supplies	251,064	348,707	348,704	3
Capital outlay	11,850	154,928	154,481	447
Total operations and maintenance	<u>5,007,953</u>	<u>5,561,338</u>	<u>5,429,918</u>	<u>131,420</u>
Pupil transportation:				
Salaries and wages	2,218,258	2,005,474	2,001,436	4,038
Fringe benefits	1,069,066	1,069,066	989,407	79,659
Purchased services	236,348	305,807	295,468	10,339
Supplies	588,698	441,451	415,615	25,836
Capital outlay	166,500	137,433	130,895	6,538
Other	350	35	35	-
Total pupil transportation	<u>4,279,220</u>	<u>3,959,266</u>	<u>3,832,856</u>	<u>126,410</u>
Central:				
Salaries and wages	185,880	258,249	257,819	430
Fringe benefits	84,829	110,560	110,559	1
Purchased services	19,864	19,185	19,110	75
Supplies	5,511	5,813	4,412	1,401
Capital outlay	45,000	45,000	45,000	-
Other	355	450	445	5
Total central	<u>341,439</u>	<u>439,257</u>	<u>437,345</u>	<u>1,912</u>
Total support services	<u>20,822,172</u>	<u>21,075,938</u>	<u>20,342,401</u>	<u>733,537</u>
Operation of non-instructional services:				
Academic and subject oriented activities:				
Purchased services	45,418	45,418	31,408	14,010
Total operation of non-instructional services .	<u>45,418</u>	<u>45,418</u>	<u>31,408</u>	<u>14,010</u>
Extracurricular activities:				
Academic and subject oriented activities:				
Salaries and wages	91,998	91,998	89,890	2,108
Fringe benefits	21,469	21,469	19,682	1,787
Total academic and subject oriented activities	<u>113,467</u>	<u>113,467</u>	<u>109,572</u>	<u>3,895</u>
Sports oriented activities:				
Salaries and wages	494,681	494,950	490,112	4,838
Fringe benefits	150,310	150,310	138,896	11,414
Other	250	250	-	250
Total sports oriented activities	<u>645,241</u>	<u>645,510</u>	<u>629,008</u>	<u>16,502</u>
Total extracurricular activities	<u>758,708</u>	<u>758,977</u>	<u>738,580</u>	<u>20,397</u>

-- Continued

**WESTLAKE CITY SCHOOL DISTRICT
CUYAHOGA COUNTY, OHIO**

SCHEDULE OF REVENUES, EXPENDITURES AND CHANGES IN
FUND BALANCE - BUDGET AND ACTUAL (NON-GAAP BUDGETARY BASIS)
GENERAL FUND (CONTINUED)
FOR THE FISCAL YEAR ENDED JUNE 30, 2016

	Budgeted Amounts			Variance with Final Budget Positive (Negative)
	Original	Final	Actual	
Facilities acquisition and construction:				
Site improvement services				
Purchased services	\$ -	\$ 57,600	\$ 57,600	\$ -
Architecture and engineering services				
Purchased services	37,086	17,900	11,386	6,514
Building acquisition and construction services:				
Purchased services	648,834	1,114,832	1,107,224	7,608
Capital outlay-replacement	-	450	450	-
Other	-	1,081	-	1,081
Building improvement services				
Purchased services	149,000	207,410	207,410	-
Capital outlay-replacement	270,000	255,745	252,275	3,470
Total facilities acquisition and construction	1,104,920	1,655,018	1,636,345	18,673
Total expenditures	55,575,603	55,973,429	54,257,071	1,716,358
Excess of revenues				
(under) expenditures	(7,024,792)	(7,408,225)	(3,227,408)	4,180,817
Other financing sources (uses):				
Refund of prior year's expenditures	204,988	205,049	215,454	10,405
Refund of prior year's receipts	(2,500)	(2,815)	(2,515)	300
Transfers (out).	(460,000)	(98,023)	(10,000)	88,023
Advances in.	17,857	17,863	18,769	906
Advances (out).	(20,000)	(21,885)	(21,839)	46
Sale of capital assets	25,805	25,812	27,122	1,310
Total other financing sources (uses)	(233,850)	126,001	226,991	100,990
Net change in fund balance	(7,258,642)	(7,282,224)	(3,000,417)	4,281,807
Fund balance at beginning of year	14,803,738	14,803,738	14,803,738	-
Prior year encumbrances appropriated	4,408,222	4,408,222	4,408,222	-
Fund balance at end of year.	<u>\$ 11,953,318</u>	<u>\$ 11,929,736</u>	<u>\$ 16,211,543</u>	<u>\$ 4,281,807</u>

**WESTLAKE CITY SCHOOL DISTRICT
CUYAHOGA COUNTY, OHIO**

SCHEDULE OF REVENUES, EXPENDITURES AND CHANGES IN
FUND BALANCE - BUDGET AND ACTUAL (NON-GAAP BUDGETARY BASIS)
BOND RETIREMENT FUND
FOR THE FISCAL YEAR ENDED JUNE 30, 2016

	<u>Final Budget</u>	<u>Actual</u>	<u>Variance with Final Budget Positive (Negative)</u>
Revenues:			
From local sources:			
Property taxes	\$ 6,430,112	\$ 7,210,692	\$ 780,580
Intergovernmental - State	718,142	805,321	87,179
Intergovernmental-federal	480,174	538,464	58,290
Total revenues.	<u>7,628,428</u>	<u>8,554,477</u>	<u>926,049</u>
Expenditures:			
Current:			
Support services-administration			
Other.	200	39	161
Total support services-administration. .	<u>200</u>	<u>39</u>	<u>161</u>
Support services-fiscal			
Other.	109,030	104,141	4,889
Total fiscal	<u>109,030</u>	<u>104,141</u>	<u>4,889</u>
Debt service:			
Principal retirement	2,750,000	2,750,000	-
Interest and fiscal charges	5,127,632	5,127,632	-
Bond issuance costs	6,500	4,646	1,854
Total debt service.	<u>7,884,132</u>	<u>7,882,278</u>	<u>1,854</u>
Total expenditures	<u>7,993,362</u>	<u>7,986,458</u>	<u>6,904</u>
Net change in fund balance	(364,934)	568,019	932,953
Fund balance at beginning of year	5,833,009	5,833,009	-
Prior year encumbrances appropriated . .	3,530	3,530	-
Fund balance at end of year.	<u>\$ 5,471,605</u>	<u>\$ 6,404,558</u>	<u>\$ 932,953</u>

**WESTLAKE CITY SCHOOL DISTRICT
CUYAHOGA COUNTY, OHIO
NONMAJOR GOVERNMENTAL FUND DESCRIPTIONS**

Nonmajor Special Revenue Funds

Special revenue funds are used to account for and report specific revenue sources that are restricted or committed to expenditure for a specific purpose. A description of the District's special revenue funds follows:

Food Service Fund

This fund accounts for the financial transactions related to the food service operations of the District.

Local Grants Fund

This fund accounts for monies received to promote community involvement and to support activities between the school and the community.

Professional Development Grant Fund

This fund accounts for grant monies that are legally restricted to expenditures for professional development.

Athletic and Music Fund

This fund accounts for gate receipts and other revenues from athletic events and all costs (except supplemental coaching contracts) of the District's athletic program and transportation of the band to and from athletic events.

Auxiliary Services Fund

This fund accounts for funds which provide services and materials to pupils attending non-public schools within the District.

Data Communications Support Fund

This fund accounts for State monies received to provide Ohio Educational Computer Network Connections.

Miscellaneous State Grants Fund

This fund accounts for State monies provided to make special education students aware of career opportunities.

IDEA, Part B Special Education Fund

This fund accounts for federal monies used to assist schools in the identification of handicapped children, development of procedural safeguards, implementation of least restrictive alternative service patterns, and provision of full educational opportunities to handicapped children at the preschool, elementary, and secondary levels.

Limited English Proficiency Fund

This fund accounts for federal monies used for instruction in the child's native language to the extent necessary to allow a child to achieve competence in English.

Title I Fund

This fund accounts for federal revenues which support the implementation of a variety of programs such as computer education, gifted and talented programs, in-service and staff developments.

**WESTLAKE CITY SCHOOL DISTRICT
CUYAHOGA COUNTY, OHIO
NONMAJOR GOVERNMENTAL FUND DESCRIPTIONS**

Nonmajor Special Revenue Funds - (Continued)

Early Childhood Education Development Fund

This fund accounts for federal monies which partially support the preschool program focusing on the early education of handicapped children.

Improving Teacher Quality Fund

This fund accounts for various monies to hire additional classroom teachers, so that the number of students per teacher will be reduced.

The following funds are included in the general fund (GAAP basis), but have separate legally adopted budgets (budget basis). These funds are not included in the combining statements for the nonmajor special revenue funds since they are reported in the general fund (GAAP basis); however, the budgetary schedules for these funds are presented in this section.

Uniform School Supplies Fund

This fund accounts for the purchase and sale of school supplies for use in the District. Profits derived from such sales are used for school purposes or activities connected with the school.

Interdistrict Summer School Fund

This fund accounts for tuition received from four surrounding school districts as well as Westlake City School District students for the purpose of summer school education.

Community Education Fund

This fund accounts for revenues and expenses involved in upgrading and retraining out-of-school youths and adults for the purpose of improving their skills and knowledge in their occupation or planned occupation.

Public School Support Fund

This fund accounts for school site sales revenue and expenditures for field trips, assemblies and other activity costs.

Nonmajor Capital Projects Fund

Capital project funds are used to account for and report financial resources that are restricted, committed, or assigned to expenditure for capital outlays including the acquisition or construction of capital facilities or and other capital assets.

Permanent Improvement Fund

This fund accounts for the acquisition and construction of permanent improvements as authorized by Chapter 5705, Revised Code.

Building Fund

This building fund is used to account for and report financial resources that are restricted, committed, or assigned to expenditure for capital outlays including the acquisition or construction of capital facilities or and other capital assets.

**WESTLAKE CITY SCHOOL DISTRICT
CUYAHOGA COUNTY, OHIO**

COMBINING BALANCE SHEET
NONMAJOR GOVERNMENTAL FUNDS
JUNE 30, 2016

	Nonmajor Special Revenue Funds	Nonmajor Capital Projects Funds	Total Nonmajor Governmental Funds
Assets:			
Equity in pooled cash and investments	\$ 1,296,951	\$ 805,424	\$ 2,102,375
Receivables:			
Accounts	2,135	-	2,135
Intergovernmental	449,150	-	449,150
Materials and supplies inventory.	3,241	-	3,241
Inventory held for resale	7,582	-	7,582
Total assets	<u>\$ 1,759,059</u>	<u>\$ 805,424</u>	<u>\$ 2,564,483</u>
Liabilities:			
Accounts payable.	\$ 34,891	\$ -	\$ 34,891
Contracts payable.	-	96,685	96,685
Retainage payable.	-	667,619	667,619
Accrued wages and benefits	145,183	-	145,183
Interfund loans payable.	3,070	-	3,070
Intergovernmental payable	19,243	-	19,243
Pension and postemployment benefits payable . .	37,490	-	37,490
Total liabilities.	<u>239,877</u>	<u>764,304</u>	<u>1,004,181</u>
Deferred inflows of resources:			
Intergovernmental revenue not available	<u>265,787</u>	<u>-</u>	<u>265,787</u>
Total deferred inflows of resources	<u>265,787</u>	<u>-</u>	<u>265,787</u>
Fund Balances:			
Nonspendable:			
Materials and supplies inventory.	3,241	-	3,241
Restricted:			
Capital improvements	-	41,120	41,120
Food service operations	322,198	-	322,198
Non-public schools	158,726	-	158,726
Special education	12,565	-	12,565
Targeted academic assistance	18,935	-	18,935
Extracurricular	230,437	-	230,437
Other purposes.	507,293	-	507,293
Total fund balances	<u>1,253,395</u>	<u>41,120</u>	<u>1,294,515</u>
Total liabilities, deferred inflows and fund balances .	<u>\$ 1,759,059</u>	<u>\$ 805,424</u>	<u>\$ 2,564,483</u>

**WESTLAKE CITY SCHOOL DISTRICT
CUYAHOGA COUNTY, OHIO**

COMBINING STATEMENT OF REVENUES, EXPENDITURES AND CHANGES IN FUND BALANCES
NONMAJOR GOVERNMENTAL FUNDS
FOR THE FISCAL YEAR ENDED JUNE 30, 2016

	Nonmajor Special Revenue Funds	Nonmajor Capital Projects Funds	Total Nonmajor Governmental Funds
Revenues:			
From local sources:			
Charges for services	\$ 858,000	\$ -	\$ 858,000
Earnings on investments	1,337	1,862	3,199
Extracurricular	129,095	-	129,095
Rental income	25,235	-	25,235
Contributions and donations	510,398	-	510,398
Other local revenues	3,935	-	3,935
Intergovernmental - state	726,227	-	726,227
Intergovernmental - federal	1,628,083	-	1,628,083
	<hr/>	<hr/>	<hr/>
Total revenue	3,882,310	1,862	3,884,172
	<hr/>	<hr/>	<hr/>
Expenditures:			
Current:			
Instruction:			
Regular	35,615	-	35,615
Special	609,113	-	609,113
Adult/continuing	3,151	-	3,151
Other	364,786	-	364,786
Support services:			
Pupil	199,288	-	199,288
Instructional staff	69,961	-	69,961
Administration	1,558	-	1,558
Operations and maintenance	15,000	-	15,000
Operation of non-instructional services:			
Food service operations	1,141,498	-	1,141,498
Other non-instructional services	590,814	-	590,814
Extracurricular activities	334,033	-	334,033
Facilities acquisition and construction	-	201,590	201,590
	<hr/>	<hr/>	<hr/>
Total expenditures	3,364,817	201,590	3,566,407
	<hr/>	<hr/>	<hr/>
Excess of revenues over (under) expenditures.	517,493	(199,728)	317,765
	<hr/>	<hr/>	<hr/>
Other financing sources:			
Transfers in	10,000	-	10,000
	<hr/>	<hr/>	<hr/>
Total other financing sources	10,000	-	10,000
	<hr/>	<hr/>	<hr/>
Net change in fund balances.	527,493	(199,728)	327,765
	<hr/>	<hr/>	<hr/>
Fund balances at beginning of year	725,902	240,848	966,750
	<hr/>	<hr/>	<hr/>
Fund balances at end of year	<u>\$ 1,253,395</u>	<u>\$ 41,120</u>	<u>\$ 1,294,515</u>

THIS PAGE IS INTENTIONALLY LEFT BLANK

**WESTLAKE CITY SCHOOL DISTRICT
CUYAHOGA COUNTY, OHIO**

COMBINING BALANCE SHEET
NONMAJOR SPECIAL REVENUE FUNDS
JUNE 30, 2016

	<u>Food Service</u>	<u>Local Grants</u>	<u>Professional Development Grant</u>	<u>Athletic and Music</u>
Assets:				
Equity in pooled cash and investments	\$ 360,013	\$ 2,927	\$ 502,647	\$ 233,936
Receivables:				-
Accounts.	166	-	1,688	281
Intergovernmental	45,825	-	-	-
Materials and supplies inventory	3,241	-	-	-
Inventory held for resale	7,582	-	-	-
	<u>416,827</u>	<u>2,927</u>	<u>504,335</u>	<u>234,217</u>
Total assets.	<u>\$ 416,827</u>	<u>\$ 2,927</u>	<u>\$ 504,335</u>	<u>\$ 234,217</u>
Liabilities:				
Accounts payable.	\$ 594	\$ -	\$ -	\$ 2,303
Accrued wages and benefits	69,519	-	-	1,140
Interfund loans payable.	-	-	-	-
Intergovernmental payable	733	-	-	17
Pension and postemployment benefits payable . .	20,542	-	-	320
	<u>91,388</u>	<u>-</u>	<u>-</u>	<u>3,780</u>
Total liabilities.	<u>91,388</u>	<u>-</u>	<u>-</u>	<u>3,780</u>
Deferred inflows of resources:				
Intergovernmental revenue not available.	-	-	-	-
	<u>-</u>	<u>-</u>	<u>-</u>	<u>-</u>
Total deferred inflows of resources	<u>-</u>	<u>-</u>	<u>-</u>	<u>-</u>
Fund Balances:				
Nonspendable:				
Materials and supplies inventory.	3,241	-	-	-
Restricted:				
Food service operations	322,198	-	-	-
Non-public schools	-	-	-	-
Special education	-	-	-	-
Targeted academic assistance	-	-	-	-
Extracurricular	-	-	-	230,437
Other purposes.	-	2,927	504,335	-
	<u>325,439</u>	<u>2,927</u>	<u>504,335</u>	<u>230,437</u>
Total fund balances	<u>325,439</u>	<u>2,927</u>	<u>504,335</u>	<u>230,437</u>
Total liabilities, deferred inflows and fund balances	<u>\$ 416,827</u>	<u>\$ 2,927</u>	<u>\$ 504,335</u>	<u>\$ 234,217</u>

Auxiliary Services	IDEA, Part B Special Education	Limited English Proficiency	Title I	Early Childhood Education Development	Improving Teacher Quality
\$ 196,514	\$ 71	\$ 29	\$ -	\$ 282	\$ 532
-	-	-	-	-	-
-	218,580	17,268	134,454	5,110	27,913
-	-	-	-	-	-
-	-	-	-	-	-
<u>\$ 196,514</u>	<u>\$ 218,651</u>	<u>\$ 17,297</u>	<u>\$ 134,454</u>	<u>\$ 5,392</u>	<u>\$ 28,445</u>
\$ 17,733	\$ 9,886	\$ 134	\$ 3,810	\$ 50	\$ 381
15,897	11,322	2,822	44,483	-	-
-	-	-	3,070	-	-
145	17,662	41	645	-	-
4,013	1,917	394	9,456	-	848
<u>37,788</u>	<u>40,787</u>	<u>3,391</u>	<u>61,464</u>	<u>50</u>	<u>1,229</u>
-	167,690	13,875	60,882	2,951	20,389
-	167,690	13,875	60,882	2,951	20,389
-	-	-	-	-	-
-	-	-	-	-	-
158,726	-	-	-	-	-
-	10,174	-	-	2,391	-
-	-	-	12,108	-	6,827
-	-	-	-	-	-
-	-	31	-	-	-
<u>158,726</u>	<u>10,174</u>	<u>31</u>	<u>12,108</u>	<u>2,391</u>	<u>6,827</u>
<u>\$ 196,514</u>	<u>\$ 218,651</u>	<u>\$ 17,297</u>	<u>\$ 134,454</u>	<u>\$ 5,392</u>	<u>\$ 28,445</u>

- - Continued

**WESTLAKE CITY SCHOOL DISTRICT
CUYAHOGA COUNTY, OHIO**

COMBINING BALANCE SHEET
NONMAJOR SPECIAL REVENUE FUNDS (CONTINUED)
JUNE 30, 2016

	Total Nonmajor Special Revenue Funds
Assets:	
Equity in pooled cash and investments	\$ 1,296,951
Receivables:	
Accounts.	2,135
Intergovernmental	449,150
Materials and supplies inventory	3,241
Inventory held for resale	7,582
	<hr/>
Total assets.	\$ 1,759,059
	<hr/>
Liabilities:	
Accounts payable.	\$ 34,891
Accrued wages and benefits	145,183
Interfund loans payable	3,070
Intergovernmental payable	19,243
Pension and postemployment benefits payable . .	37,490
	<hr/>
Total liabilities.	239,877
	<hr/>
Deferred inflows of resources:	
Intergovernmental revenue not available.	265,787
	<hr/>
Total deferred inflows of resources	265,787
	<hr/>
Fund Balances:	
Nonspendable:	
Materials and supplies inventory.	3,241
Restricted:	
Food service operations	322,198
Non-public schools	158,726
Special education	12,565
Targeted academic assistance	18,935
Extracurricular	230,437
Other purposes.	507,293
	<hr/>
Total fund balances	1,253,395
	<hr/>
Total liabilities, deferred inflows and fund balances	\$ 1,759,059
	<hr/>

THIS PAGE IS INTENTIONALLY LEFT BLANK

**WESTLAKE CITY SCHOOL DISTRICT
CUYAHOGA COUNTY, OHIO**

**COMBINING STATEMENT OF REVENUES, EXPENDITURES AND CHANGES IN FUND BALANCES
NONMAJOR SPECIAL REVENUE FUNDS
FOR THE FISCAL YEAR ENDED JUNE 30, 2016**

	Food Service	Local Grants	Professional Development Grant	Athletic and Music
Revenues:				
From local sources:				
Charges for services	\$ 858,000	\$ -	\$ -	\$ -
Earnings on investments	771	-	-	-
Extracurricular	-	-	-	129,095
Rental income.	-	-	25,235	-
Contributions and donations	-	-	334,550	175,848
Other local revenues	434	-	-	3,501
Intergovernmental - state	6,955	-	-	-
Intergovernmental - federal	342,765	-	-	-
	<hr/>	<hr/>	<hr/>	<hr/>
Total revenue.	1,208,925	-	359,785	308,444
	<hr/>	<hr/>	<hr/>	<hr/>
Expenditures:				
Current:				
Instruction:				
Regular.	-	-	-	-
Special	-	-	-	-
Adult/continuing	-	-	3,151	-
Other	-	-	-	-
Support services:				
Pupil	-	-	-	-
Instructional staff.	-	-	-	-
Administration	-	-	-	-
Operations and maintenance.	-	-	-	-
Operation of non-instructional services:				
Food service operations	1,141,498	-	-	-
Other non-instructional services	-	-	-	-
Extracurricular activities.	-	-	-	334,033
	<hr/>	<hr/>	<hr/>	<hr/>
Total expenditures	1,141,498	-	3,151	334,033
	<hr/>	<hr/>	<hr/>	<hr/>
Excess of revenues over (under) expenditures.	67,427	-	356,634	(25,589)
	<hr/>	<hr/>	<hr/>	<hr/>
Other financing sources:				
Transfers in.	-	-	-	10,000
	<hr/>	<hr/>	<hr/>	<hr/>
Total other financing sources.	-	-	-	10,000
	<hr/>	<hr/>	<hr/>	<hr/>
Net change in fund balances	67,427	-	356,634	(15,589)
	<hr/>	<hr/>	<hr/>	<hr/>
Fund balances (deficit) at beginning of year	258,012	2,927	147,701	246,026
	<hr/>	<hr/>	<hr/>	<hr/>
Fund balances at end of year	\$ 325,439	\$ 2,927	\$ 504,335	\$ 230,437
	<hr/> <hr/>	<hr/> <hr/>	<hr/> <hr/>	<hr/> <hr/>

Auxiliary Services	Data Communications Support	Miscellaneous State Grants	IDEA, Part B Special Education	Limited English Proficiency
\$ -	\$ -	\$ -	\$ -	\$ -
566	-	-	-	-
-	-	-	-	-
-	-	-	-	-
-	-	-	-	-
-	-	-	-	-
691,672	12,600	15,000	-	-
-	-	-	792,416	36,740
<u>692,238</u>	<u>12,600</u>	<u>15,000</u>	<u>792,416</u>	<u>36,740</u>
-	-	-	-	-
-	-	-	577,129	29,598
-	-	-	-	-
-	-	-	-	-
-	-	-	187,173	1,632
-	12,600	-	15,206	8,122
-	-	-	-	-
-	-	15,000	-	-
-	-	-	-	-
569,866	-	-	16,996	-
-	-	-	-	-
<u>569,866</u>	<u>12,600</u>	<u>15,000</u>	<u>796,504</u>	<u>39,352</u>
122,372	-	-	(4,088)	(2,612)
-	-	-	-	-
-	-	-	-	-
122,372	-	-	(4,088)	(2,612)
36,354	-	-	14,262	2,643
<u>\$ 158,726</u>	<u>\$ -</u>	<u>\$ -</u>	<u>\$ 10,174</u>	<u>\$ 31</u>

- - Continued

**WESTLAKE CITY SCHOOL DISTRICT
CUYAHOGA COUNTY, OHIO**

COMBINING STATEMENT OF REVENUES, EXPENDITURES AND CHANGES IN FUND BALANCES
NONMAJOR SPECIAL REVENUE FUNDS (CONTINUED)
FOR THE FISCAL YEAR ENDED JUNE 30, 2016

	<u>Title I</u>	<u>Early Childhood Education Development</u>	<u>Improving Teacher Quality</u>	<u>Total Nonmajor Special Revenue Funds</u>
Revenues:				
From local sources:				
Charges for services	\$ -	\$ -	\$ -	\$ 858,000
Earnings on investments	-	-	-	1,337
Extracurricular	-	-	-	129,095
Rental income.	-	-	-	25,235
Contributions and donations	-	-	-	510,398
Other local revenues	-	-	-	3,935
Intergovernmental - state	-	-	-	726,227
Intergovernmental - federal	375,675	19,588	60,899	1,628,083
	<hr/>	<hr/>	<hr/>	<hr/>
Total revenue.	375,675	19,588	60,899	3,882,310
	<hr/>	<hr/>	<hr/>	<hr/>
Expenditures:				
Current:				
Instruction:				
Regular.	-	-	35,615	35,615
Special	-	2,386	-	609,113
Adult/continuing	-	-	-	3,151
Other	364,786	-	-	364,786
Support services:				
Pupil	-	10,483	-	199,288
Instructional staff.	11,324	4,383	18,326	69,961
Administration	1,558	-	-	1,558
Operations and maintenance.	-	-	-	15,000
Operation of non-instructional services:				
Food service operations	-	-	-	1,141,498
Other non-instructional services	1,026	-	2,926	590,814
Extracurricular activities.	-	-	-	334,033
	<hr/>	<hr/>	<hr/>	<hr/>
Total expenditures	378,694	17,252	56,867	3,364,817
	<hr/>	<hr/>	<hr/>	<hr/>
Excess of revenues over (under) expenditures.	(3,019)	2,336	4,032	517,493
	<hr/>	<hr/>	<hr/>	<hr/>
Other financing sources:				
Transfers in.	-	-	-	10,000
	<hr/>	<hr/>	<hr/>	<hr/>
Total other financing sources.	-	-	-	10,000
	<hr/>	<hr/>	<hr/>	<hr/>
Net change in fund balances	(3,019)	2,336	4,032	527,493
	<hr/>	<hr/>	<hr/>	<hr/>
Fund balances (deficit) at beginning of year	15,127	55	2,795	725,902
	<hr/>	<hr/>	<hr/>	<hr/>
Fund balances at end of year	\$ 12,108	\$ 2,391	\$ 6,827	\$ 1,253,395
	<hr/> <hr/>	<hr/> <hr/>	<hr/> <hr/>	<hr/> <hr/>

**WESTLAKE CITY SCHOOL DISTRICT
CUYAHOGA COUNTY, OHIO**

SCHEDULE OF REVENUES, EXPENDITURES AND CHANGES IN
FUND BALANCE - BUDGET AND ACTUAL (NON-GAAP BUDGETARY BASIS)
FOOD SERVICE FUND
FOR THE FISCAL YEAR ENDED JUNE 30, 2016

	Final Budget	Actual	Variance with Final Budget Positive (Negative)
Revenues:			
From local sources:			
Charges for services	\$ 797,518	\$ 858,000	\$ 60,482
Earnings on investments	717	771	54
Other local revenues	415	446	31
Intergovernmental - State	6,465	6,955	490
Intergovernmental - Federal	294,885	317,248	22,363
Total revenues.	<u>1,100,000</u>	<u>1,183,420</u>	<u>83,420</u>
Expenditures:			
Operation of non-instructional services:			
Food service operations:			
Salaries and wages	464,500	449,852	14,648
Fringe benefits	174,979	174,899	80
Purchased services	5,590	3,459	2,131
Supplies	578,976	538,984	39,992
Capital outlay	500	-	500
Total food service operations	<u>1,224,545</u>	<u>1,167,194</u>	<u>57,351</u>
Total expenditures	<u>1,224,545</u>	<u>1,167,194</u>	<u>57,351</u>
Excess of revenues over (under) expenditures	<u>(124,545)</u>	<u>16,226</u>	<u>140,771</u>
Other financing (uses):			
Refund of prior year's receipts	<u>(471)</u>	<u>(471)</u>	<u>-</u>
Total other financing (uses)	<u>(471)</u>	<u>(471)</u>	<u>-</u>
Net change in fund balance.	(125,016)	15,755	140,771
Fund balance at beginning of year	249,854	249,854	-
Prior year encumbrances appropriated . .	41,671	41,671	-
Fund balance at end of year.	<u><u>\$ 166,509</u></u>	<u><u>\$ 307,280</u></u>	<u><u>\$ 140,771</u></u>

**WESTLAKE CITY SCHOOL DISTRICT
CUYAHOGA COUNTY, OHIO**

SCHEDULE OF REVENUES, EXPENDITURES AND CHANGES IN
FUND BALANCE - BUDGET AND ACTUAL (NON-GAAP BUDGETARY BASIS)
LOCAL GRANTS FUND
FOR THE FISCAL YEAR ENDED JUNE 30, 2016

	<u>Final Budget</u>	<u>Actual</u>	<u>Variance with Final Budget Positive (Negative)</u>
Fund balance at beginning of year	\$ 2,927	\$ 2,927	\$ -
Fund balance at end of year.	<u>\$ 2,927</u>	<u>\$ 2,927</u>	<u>\$ -</u>

**WESTLAKE CITY SCHOOL DISTRICT
CUYAHOGA COUNTY, OHIO**

SCHEDULE OF REVENUES, EXPENDITURES AND CHANGES IN
FUND BALANCE - BUDGET AND ACTUAL (NON-GAAP BUDGETARY BASIS)
PROFESSIONAL DEVELOPMENT GRANT FUND
FOR THE FISCAL YEAR ENDED JUNE 30, 2016

	<u>Final Budget</u>	<u>Actual</u>	<u>Variance with Final Budget Positive (Negative)</u>
Revenues:			
From local sources:			
Rental income.	\$ 25,064	\$ 25,186	\$ 122
Contributions and donations	332,936	334,550	1,614
Total revenues.	<u>358,000</u>	<u>359,736</u>	<u>1,736</u>
Expenditures:			
Current:			
Instruction:			
Regular:			
Purchased services	2,360	-	2,360
Total regular	<u>2,360</u>	<u>-</u>	<u>2,360</u>
Adult/continuing:			
Salaries and wages.	2,748	2,748	-
Fringe benefits.	424	424	-
Total adult/continuing	<u>3,172</u>	<u>3,172</u>	<u>-</u>
Extracurricular:			
School and public service co-curricular activities:			
Purchased services	2,500	-	2,500
Total school and public service co-curricular activities	<u>2,500</u>	<u>-</u>	<u>2,500</u>
Facilities acquisition and construction:			
Site improvement services:			
Supplies	102,214	97,214	5,000
Total facilities acquisition and construction . .	<u>102,214</u>	<u>97,214</u>	<u>5,000</u>
Total expenditures	<u>110,246</u>	<u>100,386</u>	<u>9,860</u>
Net change in fund balance	247,754	259,350	11,596
Fund balance at beginning of year	<u>146,083</u>	<u>146,083</u>	<u>-</u>
Fund balance at end of year.	<u><u>\$ 393,837</u></u>	<u><u>\$ 405,433</u></u>	<u><u>\$ 11,596</u></u>

**WESTLAKE CITY SCHOOL DISTRICT
CUYAHOGA COUNTY, OHIO**

SCHEDULE OF REVENUES, EXPENDITURES AND CHANGES IN
FUND BALANCE - BUDGET AND ACTUAL (NON-GAAP BUDGETARY BASIS)
ATHLETIC AND MUSIC FUND
FOR THE FISCAL YEAR ENDED JUNE 30, 2016

	Final Budget	Actual	Variance with Final Budget Positive (Negative)
Revenues:			
From local sources:			
Extracurricular	\$ 127,979	\$ 128,045	\$ 66
Contributions and donations	176,624	176,715	91
Other local revenues	1,018	1,019	1
Total revenues.	<u>305,621</u>	<u>305,779</u>	<u>158</u>
Expenditures:			
Extracurricular activities:			
Sports oriented activities:			
Salaries and wages	27,777	27,777	-
Fringe benefits	3,811	3,811	-
Purchased services	88,891	82,373	6,518
Supplies	127,082	119,898	7,184
Capital outlay	16,297	15,707	590
Other	123,574	112,476	11,098
Total extracurricular activities.	<u>387,432</u>	<u>362,042</u>	<u>25,390</u>
Total expenditures	<u>387,432</u>	<u>362,042</u>	<u>25,390</u>
Excess of revenues (under) expenditures	<u>(81,811)</u>	<u>(56,263)</u>	<u>25,548</u>
Other financing sources (uses):			
Refund of prior year's expenditures	2,384	2,384	-
Refund of prior year's receipts	(500)	(30)	470
Transfers in.	9,995	10,000	5
Total other financing sources (uses)	<u>11,879</u>	<u>12,354</u>	<u>475</u>
Net change in fund balance	(69,932)	(43,909)	26,023
Fund balance at beginning of year	230,553	230,553	-
Prior year encumbrances appropriated . .	17,387	17,387	-
Fund balance at end of year.	<u>\$ 178,008</u>	<u>\$ 204,031</u>	<u>\$ 26,023</u>

**WESTLAKE CITY SCHOOL DISTRICT
CUYAHOGA COUNTY, OHIO**

SCHEDULE OF REVENUES, EXPENDITURES AND CHANGES IN
FUND BALANCE - BUDGET AND ACTUAL (NON-GAAP BUDGETARY BASIS)
AUXILIARY SERVICES FUND
FOR THE FISCAL YEAR ENDED JUNE 30, 2016

	Final Budget	Actual	Variance with Final Budget Positive (Negative)
Revenues:			
From local sources:			
Earnings on investments	\$ 566	\$ 566	\$ -
Intergovernmental - State	691,589	691,672	83
Total revenues.	<u>692,155</u>	<u>692,238</u>	<u>83</u>
Expenditures:			
Operation of non-instructional services:			
Other non-instructional services:			
Salaries and wages	106,864	87,265	19,599
Fringe benefits	48,631	37,610	11,021
Purchased services	259,779	205,746	54,033
Supplies	373,543	288,757	84,786
Capital outlay	24,106	21,435	2,671
Total other non-instructional services	<u>812,923</u>	<u>640,813</u>	<u>172,110</u>
Total expenditures	<u>812,923</u>	<u>640,813</u>	<u>172,110</u>
Excess of revenues			
(under) expenditures	<u>(120,768)</u>	<u>51,425</u>	<u>172,193</u>
Other financing (uses):			
Refund of prior year's (receipts)	(5,016)	(5,016)	-
Total other financing (uses)	<u>(5,016)</u>	<u>(5,016)</u>	<u>-</u>
Net change in fund balance	(125,784)	46,409	172,193
Fund balance at beginning of year	24,777	24,777	-
Prior year encumbrances appropriated . .	101,006	101,006	-
Fund balance (deficit) at end of year. . . .	<u>\$ (1)</u>	<u>\$ 172,192</u>	<u>\$ 172,193</u>

**WESTLAKE CITY SCHOOL DISTRICT
CUYAHOGA COUNTY, OHIO**

SCHEDULE OF REVENUES, EXPENDITURES AND CHANGES IN
FUND BALANCE - BUDGET AND ACTUAL (NON-GAAP BUDGETARY BASIS)
DATA COMMUNICATIONS SUPPORT FUND
FOR THE FISCAL YEAR ENDED JUNE 30, 2016

	Final Budget	Actual	Variance with Final Budget Positive (Negative)
Revenues:			
Intergovernmental-State	\$ 12,600	\$ 12,600	\$ -
Total revenues.	<u>12,600</u>	<u>12,600</u>	<u>-</u>
Expenditures:			
Current:			
Support services:			
Instructional staff:			
Purchased services	12,600	12,600	-
Total instructional staff.	<u>12,600</u>	<u>12,600</u>	<u>-</u>
Total expenditures	<u>12,600</u>	<u>12,600</u>	<u>-</u>
Net change in fund balance	-	-	-
Fund balance at beginning of year	-	-	-
Fund balance at end of year.	<u>\$ -</u>	<u>\$ -</u>	<u>\$ -</u>

**WESTLAKE CITY SCHOOL DISTRICT
CUYAHOGA COUNTY, OHIO**

SCHEDULE OF REVENUES, EXPENDITURES AND CHANGES IN
FUND BALANCE - BUDGET AND ACTUAL (NON-GAAP BUDGETARY BASIS)
MISCELLANEOUS STATE GRANTS FUND
FOR THE FISCAL YEAR ENDED JUNE 30, 2016

	Final Budget	Actual	Variance with Final Budget Positive (Negative)
Revenues:			
Intergovernmental - State	\$ 15,000	\$ 15,000	\$ -
Total revenues.	<u>15,000</u>	<u>15,000</u>	<u>-</u>
Expenditures:			
Current:			
Support services:			
Support services-operations and maintenance			
Purchased services	15,000	15,000	-
Total support services-operations and maintenance	<u>15,000</u>	<u>15,000</u>	<u>-</u>
Total expenditures	<u>15,000</u>	<u>15,000</u>	<u>-</u>
Net change in fund balance	-	-	-
Fund balance at beginning of year	-	-	-
Prior year encumbrances appropriated . .	-	-	-
Fund balance at end of year.	<u><u>\$ -</u></u>	<u><u>\$ -</u></u>	<u><u>\$ -</u></u>

**WESTLAKE CITY SCHOOL DISTRICT
CUYAHOGA COUNTY, OHIO**

SCHEDULE OF REVENUES, EXPENDITURES AND CHANGES IN
FUND BALANCE - BUDGET AND ACTUAL (NON-GAAP BUDGETARY BASIS)
IDEA, PART B SPECIAL EDUCATION FUND
FOR THE FISCAL YEAR ENDED JUNE 30, 2016

	Final Budget	Actual	Variance with Final Budget Positive (Negative)
Revenues:			
Intergovernmental - Federal	\$ 1,000,949	\$ 782,951	\$ (217,998)
Total revenues	<u>1,000,949</u>	<u>782,951</u>	<u>(217,998)</u>
Expenditures:			
Current:			
Instruction:			
Special:			
Salaries and wages	63,224	43,902	19,322
Fringe benefits	52,484	34,224	18,260
Purchased services	510,425	488,789	21,636
Supplies	38,417	24,132	14,285
Capital outlay	47,000	44,733	2,267
Total special	<u>711,550</u>	<u>635,780</u>	<u>75,770</u>
Support services:			
Pupil:			
Purchased services	240,988	234,988	6,000
Total pupil	<u>240,988</u>	<u>234,988</u>	<u>6,000</u>
Instructional staff:			
Salaries and wages	7,161	4,414	2,747
Purchased services	21,530	16,996	4,534
Total instructional staff	<u>28,691</u>	<u>21,410</u>	<u>7,281</u>
Operation of non-instructional services:			
Other non-instructional services:			
Salaries and wages	6,628	4,540	2,088
Purchased services	13,680	13,680	-
Total other non-instructional services	<u>20,308</u>	<u>18,220</u>	<u>2,088</u>
Total expenditures	<u>1,001,537</u>	<u>910,398</u>	<u>91,139</u>
Excess of revenues over (under) expenditures	<u>(588)</u>	<u>(127,447)</u>	<u>(126,859)</u>
Other financing sources (uses):			
Advances in	2,671	2,089	(582)
Advances (out)	(2,089)	(2,089)	-
Total other financing sources (uses).	<u>582</u>	<u>-</u>	<u>(582)</u>
Net change in fund balance.	(6)	(127,447)	(127,441)
Fund balance (deficit) at beginning of year.	(182,176)	(182,176)	-
Prior year encumbrances appropriated . .	182,181	182,181	-
Fund balance (deficit) at end of year. . . .	<u>\$ (1)</u>	<u>\$ (127,442)</u>	<u>\$ (127,441)</u>

**WESTLAKE CITY SCHOOL DISTRICT
CUYAHOGA COUNTY, OHIO**

SCHEDULE OF REVENUES, EXPENDITURES AND CHANGES IN
FUND BALANCE - BUDGET AND ACTUAL (NON-GAAP BUDGETARY BASIS)
LIMITED ENGLISH PROFICIENCY FUND
FOR THE FISCAL YEAR ENDED JUNE 30, 2016

	Final Budget	Actual	Variance with Final Budget Positive (Negative)
Revenues:			
Intergovernmental - Federal	\$ 57,504	\$ 40,347	\$ (17,157)
Total revenues	<u>57,504</u>	<u>40,347</u>	<u>(17,157)</u>
Expenditures:			
Current:			
Instruction:			
Special:			
Salaries and wages	19,088	16,764	2,324
Fringe benefits	3,905	2,680	1,225
Supplies	8,202	6,466	1,736
Capital outlay	6,000	4,860	1,140
Total instruction-special	<u>37,195</u>	<u>30,770</u>	<u>6,425</u>
Support services-pupil			
Salaries and wages	500	-	500
Purchased services	3,000	2,246	754
Total support services-pupil	<u>3,500</u>	<u>2,246</u>	<u>1,254</u>
Support services:			
Instructional staff:			
Salaries and wages	6,329	4,212	2,117
Purchased services	9,095	3,923	5,172
Total instructional staff	<u>15,424</u>	<u>8,135</u>	<u>7,289</u>
Operation of non-instructional services			
Salaries and wages	1,000	-	1,000
Supplies	500	-	500
Total operation of non-instructional services	<u>1,500</u>	<u>-</u>	<u>1,500</u>
Total expenditures	<u>57,619</u>	<u>41,151</u>	<u>16,468</u>
Excess of revenues over (under) expenditures	<u>(115)</u>	<u>(804)</u>	<u>(689)</u>
Other financing sources (uses):			
Advances in	368	258	(110)
Advances (out)	(258)	(258)	-
Total other financing sources (uses)	<u>110</u>	<u>-</u>	<u>(110)</u>
Net change in fund balance	(5)	(804)	(799)
Fund balance (deficit) at beginning of year .	(1,627)	(1,627)	-
Prior year encumbrances appropriated . .	1,632	1,632	-
Fund balance (deficit) at end of year. . . .	<u>\$ -</u>	<u>\$ (799)</u>	<u>\$ (799)</u>

WESTLAKE CITY SCHOOL DISTRICT
CUYAHOGA COUNTY, OHIO
 SCHEDULE OF REVENUES, EXPENDITURES AND CHANGES IN
 FUND BALANCE - BUDGET AND ACTUAL (NON-GAAP BUDGETARY BASIS)
 TITLE I FUND
 FOR THE FISCAL YEAR ENDED JUNE 30, 2016

	Final Budget	Actual	Variance with Final Budget Positive (Negative)
Revenues:			
Intergovernmental - Federal	\$ 504,142	\$ 375,473	\$ (128,669)
Total revenues	<u>504,142</u>	<u>375,473</u>	<u>(128,669)</u>
Expenditures:			
Current:			
Instruction:			
Regular:			
Supplies	2,298	2,298	-
Total regular	<u>2,298</u>	<u>2,298</u>	<u>-</u>
Other:			
Salaries and wages	376,531	298,497	78,034
Fringe benefits	66,399	47,842	18,557
Purchased services	2,500	-	2,500
Supplies	22,290	15,972	6,318
Capital outlay	7,000	3,125	3,875
Total other	<u>474,720</u>	<u>365,436</u>	<u>109,284</u>
Support services:			
Instructional staff:			
Purchased services	11,324	11,324	-
Supplies	8,993	-	8,993
Total instructional staff	<u>20,317</u>	<u>11,324</u>	<u>8,993</u>
Administration			
Salaries and wages	6,464	1,852	4,612
Fringe benefits	1,557	300	1,257
Supplies	600	-	600
Total administration	<u>8,621</u>	<u>2,152</u>	<u>6,469</u>
Operation of non-instructional services:			
Other non-instructional services:			
Salaries and wages	500	247	253
Fringe benefits	296	40	256
Purchased services	1,500	-	1,500
Supplies	1,682	863	819
Total other non-instructional services	<u>3,978</u>	<u>1,150</u>	<u>2,828</u>
Total expenditures	<u>509,934</u>	<u>382,360</u>	<u>127,574</u>
Excess of revenues (under) expenditures	<u>(5,792)</u>	<u>(6,887)</u>	<u>(1,095)</u>
Other financing sources (uses):			
Advances in	10,637	7,922	(2,715)
Advances (out)	(4,852)	(4,852)	-
Total other financing sources (uses)	<u>5,785</u>	<u>3,070</u>	<u>(2,715)</u>
Net change in fund balance	(7)	(3,817)	(3,810)
Fund balance (deficit) at beginning of year.	(30,721)	(30,721)	-
Prior year encumbrances appropriated	30,728	30,728	-
Fund balance (deficit) at end of year.	<u>\$ -</u>	<u>\$ (3,810)</u>	<u>\$ (3,810)</u>

**WESTLAKE CITY SCHOOL DISTRICT
CUYAHOGA COUNTY, OHIO**

SCHEDULE OF REVENUES, EXPENDITURES AND CHANGES IN
FUND BALANCE - BUDGET AND ACTUAL (NON-GAAP BUDGETARY BASIS)
EARLY CHILDHOOD EDUCATION DEVELOPMENT FUND
FOR THE FISCAL YEAR ENDED JUNE 30, 2016

	Final Budget	Actual	Variance with Final Budget Positive (Negative)
Revenues:			
Intergovernmental - Federal.	\$ 23,735	\$ 18,624	\$ (5,111)
Total revenues.	<u>23,735</u>	<u>18,624</u>	<u>(5,111)</u>
Expenditures:			
Current:			
Instruction:			
Special:			
Supplies	4,874	3,496	1,378
Total special	<u>4,874</u>	<u>3,496</u>	<u>1,378</u>
Support services:			
Pupil:			
Salaries and wages	12,650	10,542	2,108
Total pupil	<u>12,650</u>	<u>10,542</u>	<u>2,108</u>
Instructional staff:			
Salaries and wages	3,206	2,418	788
Purchased services	3,006	1,989	1,017
Total instructional staff.	<u>6,212</u>	<u>4,407</u>	<u>1,805</u>
Total expenditures	<u>23,736</u>	<u>18,445</u>	<u>5,291</u>
Net change in fund balance	(1)	179	180
Fund balance (deficit) at beginning of year.	(1,519)	(1,519)	-
Prior year encumbrances appropriated . .	1,521	1,521	-
Fund balance (deficit) at end of year. . .	<u>\$ 1</u>	<u>\$ 181</u>	<u>\$ 180</u>

**WESTLAKE CITY SCHOOL DISTRICT
CUYAHOGA COUNTY, OHIO**

SCHEDULE OF REVENUES, EXPENDITURES AND CHANGES IN
FUND BALANCE - BUDGET AND ACTUAL (NON-GAAP BUDGETARY BASIS)
IMPROVING TEACHER QUALITY FUND
FOR THE FISCAL YEAR ENDED JUNE 30, 2016

	Final Budget	Actual	Variance with Final Budget Positive (Negative)
Revenues:			
Intergovernmental - Federal.	\$ 85,398	\$ 57,485	\$ (27,913)
Total revenues.	<u>85,398</u>	<u>57,485</u>	<u>(27,913)</u>
Expenditures:			
Current:			
Instruction:			
Regular:			
Salaries and wages	36,333	30,277	6,056
Fringe benefits	5,937	4,663	1,274
Total regular	<u>42,270</u>	<u>34,940</u>	<u>7,330</u>
Support services:			
Instructional staff:			
Salaries and wages	20,717	8,768	11,949
Fringe benefits	4,479	1,597	2,882
Purchased services	10,987	7,512	3,475
Supplies	3,559	2,200	1,359
Total instructional staff	<u>39,742</u>	<u>20,077</u>	<u>19,665</u>
Operation of non-instructional services:			
Other non-instructional services:			
Purchased services	3,385	2,926	459
Total other non-instructional services	<u>3,385</u>	<u>2,926</u>	<u>459</u>
Total expenditures	<u>85,397</u>	<u>57,943</u>	<u>27,454</u>
Net change in fund balance	1	(458)	(459)
Fund balance (deficit) at beginning of year.	(11,812)	(11,812)	-
Prior year encumbrances appropriated	11,813	11,813	-
Fund balance (deficit) at end of year.	<u>\$ 2</u>	<u>\$ (457)</u>	<u>\$ (459)</u>

**WESTLAKE CITY SCHOOL DISTRICT
CUYAHOGA COUNTY, OHIO**

SCHEDULE OF REVENUES, EXPENDITURES AND CHANGES IN
FUND BALANCE - BUDGET AND ACTUAL (NON-GAAP BUDGETARY BASIS)
UNIFORM SCHOOL SUPPLIES FUND
FOR THE FISCAL YEAR ENDED JUNE 30, 2016

	<u>Final Budget</u>	<u>Actual</u>	<u>Variance with Final Budget Positive (Negative)</u>
Revenues:			
From local sources:			
Classroom materials and fees	\$ 20,906	\$ 21,802	\$ 896
Total revenues.	<u>20,906</u>	<u>21,802</u>	<u>896</u>
Expenditures:			
Current:			
Instruction:			
Regular:			
Supplies	39,438	33,913	5,525
Total regular	<u>39,438</u>	<u>33,913</u>	<u>5,525</u>
Total expenditures	<u>39,438</u>	<u>33,913</u>	<u>5,525</u>
Excess of revenues (under) expenditures	<u>(18,532)</u>	<u>(12,111)</u>	<u>6,421</u>
Other financing (uses):			
Advances in	11,094	11,570	476
Advances (out)	<u>(11,570)</u>	<u>(11,570)</u>	<u>-</u>
Total other financing (uses)	<u>(476)</u>	<u>-</u>	<u>476</u>
Net change in fund balance	(19,008)	(12,111)	6,897
Fund balance at beginning of year	14,469	14,469	-
Prior year encumbrances appropriated . .	9,438	9,438	-
Fund balance at end of year.	<u>\$ 4,899</u>	<u>\$ 11,796</u>	<u>\$ 6,897</u>

**WESTLAKE CITY SCHOOL DISTRICT
CUYAHOGA COUNTY, OHIO**

SCHEDULE OF REVENUES, EXPENDITURES AND CHANGES IN
FUND BALANCE - BUDGET AND ACTUAL (NON-GAAP BUDGETARY BASIS)
INTERDISTRICT SUMMER SCHOOL FUND
FOR THE FISCAL YEAR ENDED JUNE 30, 2016

	Final Budget	Actual	Variance with Final Budget Positive (Negative)
Revenues:			
From local sources:			
Tuition	\$ -	\$ -	\$ -
Total revenues	<u>-</u>	<u>-</u>	<u>-</u>
Expenditures:			
Current:			
Instruction:			
Regular:			
Salaries and wages	\$ 3,200	\$ 3,123	\$ 77
Fringe benefits	480	476	4
Supplies	2,500	-	2,500
Total regular	<u>6,180</u>	<u>3,599</u>	<u>2,581</u>
Other:			
Salaries and wages	3,200	-	3,200
Fringe benefits	750	-	750
Total other	<u>3,950</u>	<u>-</u>	<u>3,950</u>
Support services:			
Administration:			
Salaries and wages	1,500	-	1,500
Fringe benefits	450	-	450
Total administration	<u>1,950</u>	<u>-</u>	<u>1,950</u>
Total expenditures	<u>12,080</u>	<u>3,599</u>	<u>8,481</u>
Excess of revenues (under) expenditures	<u>(12,080)</u>	<u>(3,599)</u>	<u>8,481</u>
Other financing uses:			
Refund of prior year's expenditures	(800)	-	800
Total other financing uses	<u>(800)</u>	<u>-</u>	<u>800</u>
Net change in fund balance	(12,880)	(3,599)	9,281
Fund balance at beginning of year	<u>12,181</u>	<u>12,181</u>	<u>-</u>
Fund balance (deficit) at end of year	<u><u>\$ (699)</u></u>	<u><u>\$ 8,582</u></u>	<u><u>\$ 9,281</u></u>

**WESTLAKE CITY SCHOOL DISTRICT
CUYAHOGA COUNTY, OHIO**

SCHEDULE OF REVENUES, EXPENDITURES AND CHANGES IN
FUND BALANCE - BUDGET AND ACTUAL (NON-GAAP BUDGETARY BASIS)
COMMUNITY EDUCATION FUND
FOR THE FISCAL YEAR ENDED JUNE 30, 2016

	Final Budget	Actual	Variance with Final Budget Positive (Negative)
Revenues:			
From local sources:			
Tuition	\$ 524,006	\$ 571,171	\$ 47,165
Classroom materials and fees	3,892	4,242	350
Rental income	2,197	2,395	198
Other local revenues	61,905	67,477	5,572
Total revenues.	<u>592,000</u>	<u>645,285</u>	<u>53,285</u>
Expenditures:			
Operation of non-instructional services:			
Other non-instructional services:			
Salaries and wages	435,308	435,308	-
Fringe benefits	106,612	106,612	-
Purchased services	27,559	27,062	497
Supplies	83,842	83,386	456
Capital outlay	3,307	3,307	-
Other	100	100	-
Total other non-instructional services	<u>656,728</u>	<u>655,775</u>	<u>953</u>
Total expenditures	<u>656,728</u>	<u>655,775</u>	<u>953</u>
Excess of revenues (under) expenditures	<u>(64,728)</u>	<u>(10,490)</u>	<u>54,238</u>
Other financing sources (uses):			
Refund of prior year's (receipts)	<u>(1,126)</u>	<u>(1,126)</u>	<u>-</u>
Total other financing sources (uses)	<u>(1,126)</u>	<u>(1,126)</u>	<u>-</u>
Net change in fund balance	(65,854)	(11,616)	54,238
Fund balance at beginning of year	74,346	74,346	-
Prior year encumbrances appropriated . .	11,186	11,186	-
Fund balance at end of year.	<u><u>\$ 19,678</u></u>	<u><u>\$ 73,916</u></u>	<u><u>\$ 54,238</u></u>

**WESTLAKE CITY SCHOOL DISTRICT
CUYAHOGA COUNTY, OHIO**

SCHEDULE OF REVENUES, EXPENDITURES AND CHANGES IN
FUND BALANCE - BUDGET AND ACTUAL (NON-GAAP BUDGETARY BASIS)
PUBLIC SCHOOL SUPPORT FUND
FOR THE FISCAL YEAR ENDED JUNE 30, 2016

	Final Budget	Actual	Variance with Final Budget Positive (Negative)
Revenues:			
From local sources:			
Extracurricular	\$ 104,811	\$ 113,911	\$ 9,100
Classroom materials and fees.	184,153	200,142	15,989
Contributions and donations	57,893	62,918	5,025
Other local revenues	3,051	3,316	265
Total revenues.	<u>349,908</u>	<u>380,287</u>	<u>30,379</u>
Expenditures:			
Current:			
Support services:			
Board of education:			
Purchased services	4,925	500	4,425
Total support services-board of education	<u>4,925</u>	<u>500</u>	<u>4,425</u>
Support services-central			
Purchased services	5,000	5,000	-
Supplies	1,139	1,139	-
Total support services-central	<u>6,139</u>	<u>6,139</u>	<u>-</u>
Operation of non-instructional services:			
Other non-instructional services:			
Supplies	4,492	1,786	2,706
Total other non-instructional services	<u>4,492</u>	<u>1,786</u>	<u>2,706</u>
Extracurricular activities:			
School and public service co-curricular activities:			
Purchased services	1,620	600	1,020
Supplies	464,391	397,547	66,844
Capital outlay	33,384	9,571	23,813
Total school and public service co-curricular activities	<u>499,395</u>	<u>407,718</u>	<u>91,677</u>
Total expenditures	<u>514,951</u>	<u>416,143</u>	<u>98,808</u>
Excess of revenues (under) expenditures	<u>(165,043)</u>	<u>(35,856)</u>	<u>129,187</u>
Other financing sources (uses):			
Refund of prior year's (receipts)	(100)	(100)	-
Refund of prior year's expenditures	92	100	8
Total other financing sources (uses)	<u>(8)</u>	<u>-</u>	<u>8</u>
Net change in fund balance	(165,051)	(35,856)	129,195
Fund balance at beginning of year	186,062	186,062	-
Prior year encumbrances appropriated	23,871	23,871	-
Fund balance at end of year.	<u><u>\$ 44,882</u></u>	<u><u>\$ 174,077</u></u>	<u><u>\$ 129,195</u></u>

**WESTLAKE CITY SCHOOL DISTRICT
CUYAHOGA COUNTY, OHIO**

COMBINING BALANCE SHEET
NONMAJOR CAPITAL PROJECTS FUNDS
JUNE 30, 2016

	<u>Permanent Improvement</u>	<u>Building</u>	<u>Total Nonmajor Capital Project Funds</u>
Assets:			
Equity in pooled cash and investments	\$ 694	\$ 804,730	\$ 805,424
Total assets.	<u>\$ 694</u>	<u>\$ 804,730</u>	<u>\$ 805,424</u>
Liabilities:			
Contracts payable.	\$ -	\$ 96,685	\$ 96,685
Retainage payable.	<u>-</u>	<u>667,619</u>	<u>667,619</u>
Total liabilities.	<u>-</u>	<u>764,304</u>	<u>764,304</u>
Fund Balances:			
Restricted:			
Capital improvements	<u>694</u>	<u>40,426</u>	<u>41,120</u>
Total liabilities and fund balances	<u>\$ 694</u>	<u>\$ 804,730</u>	<u>\$ 805,424</u>

**WESTLAKE CITY SCHOOL DISTRICT
CUYAHOGA COUNTY, OHIO**

COMBINING STATEMENT OF REVENUES, EXPENDITURES AND CHANGES IN FUND BALANCES
NONMAJOR CAPITAL PROJECTS FUNDS
FOR THE FISCAL YEAR ENDED JUNE 30, 2016

	<u>Permanent Improvement</u>	<u>Building</u>	<u>Total Nonmajor Capital Project Funds</u>
Revenues:			
From local sources:			
Earnings on investments	\$ 2	\$ 1,860	\$ 1,862
Total revenue	<u>2</u>	<u>1,860</u>	<u>1,862</u>
Expenditures:			
Current:			
Facilities acquisition and construction	-	201,590	201,590
Total expenditures	<u>-</u>	<u>201,590</u>	<u>201,590</u>
Net change in fund balances	2	(199,730)	(199,728)
Fund balances at beginning of year	<u>692</u>	<u>240,156</u>	<u>240,848</u>
Fund balances at end of year	<u><u>\$ 694</u></u>	<u><u>\$ 40,426</u></u>	<u><u>\$ 41,120</u></u>

**WESTLAKE CITY SCHOOL DISTRICT
CUYAHOGA COUNTY, OHIO**

SCHEDULE OF REVENUES, EXPENDITURES AND CHANGES IN
FUND BALANCE - BUDGET AND ACTUAL (NON-GAAP BUDGETARY BASIS)
PERMANENT IMPROVEMENT FUND
FOR THE FISCAL YEAR ENDED JUNE 30, 2016

	<u>Final Budget</u>	<u>Actual</u>	<u>Variance with Final Budget Positive (Negative)</u>
Revenues:			
From local sources:			
Earnings on investments	\$ -	\$ 2	\$ 2
Total revenues.	<u>-</u>	<u>2</u>	<u>2</u>
Expenditures:			
Current:			
Instruction:			
Regular:			
Capital outlay	690	-	690
Total regular	<u>690</u>	<u>-</u>	<u>690</u>
Total expenditures	<u>690</u>	<u>-</u>	<u>690</u>
Net change in fund balance	(690)	2	692
Fund balance at beginning of year	690	692	2
Fund balance at end of year.	<u>\$ -</u>	<u>\$ 694</u>	<u>\$ 694</u>

**WESTLAKE CITY SCHOOL DISTRICT
CUYAHOGA COUNTY, OHIO**

SCHEDULE OF REVENUES, EXPENDITURES AND CHANGES IN
FUND BALANCE - BUDGET AND ACTUAL (NON-GAAP BUDGETARY BASIS)
BUILDING FUND
FOR THE FISCAL YEAR ENDED JUNE 30, 2016

	<u>Final Budget</u>	<u>Actual</u>	<u>Variance with Final Budget Positive (Negative)</u>
Revenues:			
From local sources:			
Earnings on investments	\$ 1,586	\$ 1,860	\$ 274
Total revenues.	<u>1,586</u>	<u>1,860</u>	<u>274</u>
Expenditures:			
Facilities acquisition and construction:			
Building acquisition and construction services:			
Supplies	909,282	897,496	11,786
Total facilities acquisition and construction .	<u>909,282</u>	<u>897,496</u>	<u>11,786</u>
Total expenditures	<u>909,282</u>	<u>897,496</u>	<u>11,786</u>
Net change in fund balance	(907,696)	(895,636)	12,060
Fund balance at beginning of year	12,092	12,092	-
Prior year encumbrances appropriated . .	895,617	895,617	-
Fund balance at end of year.	<u><u>\$ 13</u></u>	<u><u>\$ 12,073</u></u>	<u><u>\$ 12,060</u></u>

WESTLAKE CITY SCHOOL DISTRICT
CUYAHOGA COUNTY, OHIO
FIDUCIARY FUND DESCRIPTIONS

Fiduciary Funds

Fiduciary fund reporting focuses on net position and changes in net position. The fiduciary fund category is split into four classifications: pension trust funds, investment trust funds, private purpose trust and agency funds. Private purpose trust funds are used to account for assets held by the District under a trust agreement for individuals, private organizations, or other governments and are therefore not available to support the District's own programs. Agency funds are purely custodial (assets equal liabilities) and thus do not involve the measurement of results.

Private-Purpose Trust Fund

Scholarship Fund

A fund provided to account for monies set aside from endowments for scholarships for students enrolled in the District. The principal and income from such a fund may be expended.

Agency Funds

Student Activities

This fund reflects resources that belong to the student bodies of various schools, accounting for sale and other revenue generating activities.

OHSAA Tournaments

This fund reflects resources that are collected for various tournaments and remitted to the Ohio High School Athletic Association (OHSAA).

**WESTLAKE CITY SCHOOL DISTRICT
CUYAHOGA COUNTY, OHIO**

SCHEDULE OF REVENUES, EXPENSES AND CHANGES IN
FUND EQUITY - BUDGET AND ACTUAL (NON-GAAP BUDGETARY BASIS)
SCHOLARSHIP FUND
FOR THE FISCAL YEAR ENDED JUNE 30, 2016

	<u>Final Budget</u>	<u>Actual</u>	<u>Variance with Final Budget Positive (Negative)</u>
Revenues:			
From local sources:			
Earnings on investments	\$ 7	\$ 90	\$ 83
Contributions and donations	9,993	18,371	8,378
Total revenues.	<u>10,000</u>	<u>18,461</u>	<u>8,461</u>
Expenses:			
Current:			
Extracurricular activities:			
School and public service:			
Purchased services	30,109	30,109	-
Total school and public service	<u>30,109</u>	<u>30,109</u>	<u>-</u>
Total expenses.	<u>30,109</u>	<u>30,109</u>	<u>-</u>
Net change in fund equity	(20,109)	(11,648)	8,461
Fund equity at beginning of year	89,172	89,172	-
Prior year encumbrances appropriated . .	11,609	11,609	-
Fund equity at end of year.	<u><u>\$ 80,672</u></u>	<u><u>\$ 89,133</u></u>	<u><u>\$ 8,461</u></u>

**WESTLAKE CITY SCHOOL DISTRICT
CUYAHOGA COUNTY, OHIO**

STATEMENT OF CHANGES IN ASSETS AND LIABILITIES
AGENCY FUNDS
FOR THE FISCAL YEAR ENDED JUNE 30, 2016

	Beginning Balance June 30, 2015	Additions	Deletions	Ending Balance June 30, 2016
Student Activities				
Assets:				
Equity in pooled cash and investments	\$ 254,108	\$ 263,283	\$ 254,108	\$ 263,283
Total assets	<u>\$ 254,108</u>	<u>\$ 263,283</u>	<u>\$ 254,108</u>	<u>\$ 263,283</u>
Liabilities:				
Accounts payable	\$ 1,332	\$ 793	\$ 1,332	\$ 793
Due to students	252,776	262,490	252,776	262,490
Total liabilities.	<u>\$ 254,108</u>	<u>\$ 263,283</u>	<u>\$ 254,108</u>	<u>\$ 263,283</u>
OHSAA Tournaments				
Assets:				
Equity in pooled cash and investments	\$ 506	\$ 4,207	\$ 506	\$ 4,207
Total assets	<u>\$ 506</u>	<u>\$ 4,207</u>	<u>\$ 506</u>	<u>\$ 4,207</u>
Liabilities:				
Intergovernmental payable	506	4,207	506	4,207
Total liabilities.	<u>\$ 506</u>	<u>\$ 4,207</u>	<u>\$ 506</u>	<u>\$ 4,207</u>
Total				
Assets:				
Equity in pooled cash and investments	\$ 254,614	\$ 267,490	\$ 254,614	\$ 267,490
Total assets	<u>\$ 254,614</u>	<u>\$ 267,490</u>	<u>\$ 254,614</u>	<u>\$ 267,490</u>
Liabilities:				
Accounts payable	\$ 1,332	\$ 793	\$ 1,332	\$ 793
Intergovernmental payable	506	4,207	506	4,207
Due to students	252,776	262,490	252,776	262,490
Total liabilities.	<u>\$ 254,614</u>	<u>\$ 267,490</u>	<u>\$ 254,614</u>	<u>\$ 267,490</u>

THIS PAGE IS INTENTIONALLY LEFT BLANK

***STATISTICAL
SECTION***

THIS PAGE IS INTENTIONALLY LEFT BLANK

**WESTLAKE CITY SCHOOL DISTRICT
CUYAHOGA COUNTY, OHIO**

STATISTICAL SECTION

This part of the Westlake City School District's comprehensive annual financial report presents detailed information as a context for understanding what the information in the financial statements, note disclosures, and required supplementary information says about the District's overall financial health.

<u>Contents</u>	<u>Page</u>
Financial Trends These schedules contain trend information to help the reader understand how the District's financial performance and well-being have changed over time.	124-135
Revenue Capacity These schedules contain information to help the reader assess the District's most significant local revenue source, the property tax.	136-143
Debt Capacity These schedules present information to help the reader assess the affordability of the District's current levels of outstanding debt and the District's ability to issue additional debt in the future.	144-147
Demographic and Economic Information These schedules offer demographic and economic indicators to help the reader understand the environment within which the District's financial activities take place.	148-149
Operating Information These schedules contain service and infrastructure data to help the reader understand how the information in the District's financial report relates to the services the District provides and the activities it performs.	150-159

Sources: Sources are noted on the individual schedules.

**WESTLAKE CITY SCHOOL DISTRICT
CUYAHOGA COUNTY, OHIO**

NET POSITION BY COMPONENT
LAST TEN FISCAL YEARS
(ACCRUAL BASIS OF ACCOUNTING)

	<u>2016</u>	<u>2015</u>	<u>2014</u>	<u>2013</u>
Governmental activities				
Net investment in capital assets	\$ 31,800,580	\$ 32,047,648	\$ 32,611,481	\$ 31,803,272
Restricted	8,555,064	5,985,512	5,924,425	5,852,768
Unrestricted (Deficit)	(54,295,199)	(60,507,812)	(63,008,117)	15,421,008
Total governmental activities net position	<u>\$ (13,939,555)</u>	<u>\$ (22,474,652)</u>	<u>\$ (24,472,211)</u>	<u>\$ 53,077,048</u>

Source: School District financial records.

2012	2011	2010	2009	2008	2007
\$ 29,104,480	\$ 26,697,219	\$ 27,100,371	\$ 26,089,735	\$ 24,749,953	\$ 23,919,272
7,502,554	33,449,274	4,966,633	4,883,579	4,862,901	4,144,612
16,017,546	18,230,099	16,033,437	12,942,962	9,990,465	1,103,109
<u>\$ 52,624,580</u>	<u>\$ 78,376,592</u>	<u>\$ 48,100,441</u>	<u>\$ 43,916,276</u>	<u>\$ 39,603,319</u>	<u>\$ 29,166,993</u>

**WESTLAKE CITY SCHOOL DISTRICT
CUYAHOGA COUNTY, OHIO**

CHANGES IN NET POSITION
LAST TEN FISCAL YEARS
(ACCRUAL BASIS OF ACCOUNTING)

	<u>2016</u>	<u>2015</u>	<u>2014</u>	<u>2013</u>
Expenses				
Governmental activities:				
Instruction:				
Regular	\$ 21,919,688	\$ 22,211,994	\$ 24,689,245	\$ 23,734,781
Special	7,448,107	7,246,667	7,199,739	7,324,149
Vocational	1,053,253	1,000,860	916,454	189,647
Adult/Continuing	3,334	3,275	12,034	96,247
Other instructional	1,704,407	1,565,581	1,707,338	2,047,292
Support services:				
Pupil	3,726,306	3,588,053	3,900,942	3,977,719
Instructional staff	1,635,220	1,732,345	2,063,238	1,697,184
Board of education	71,975	46,916	50,915	36,145
Administration	2,941,589	2,744,778	3,154,314	2,841,239
Fiscal	1,442,664	1,302,611	1,450,781	1,292,707
Business	459,516	504,915	490,493	464,546
Operations and maintenance	5,305,924	5,425,118	5,435,449	4,259,499
Pupil transportation	3,654,866	3,968,862	4,186,528	4,574,030
Central	354,613	319,218	307,709	322,186
Operation of non-instructional services				
Food service operations	1,242,054	1,215,531	1,283,386	1,203,488
Other non-instructional services	1,258,018	1,305,906	1,117,682	1,059,550
Extracurricular activities	1,508,100	1,451,391	1,624,770	1,614,625
Interest and fiscal charges	3,913,479	4,884,193	5,167,269	5,247,443
Total governmental activities expenses	<u>\$ 59,643,113</u>	<u>\$ 60,518,214</u>	<u>\$ 64,758,286</u>	<u>\$ 61,982,477</u>

<u>2012</u>	<u>2011</u>	<u>2010</u>	<u>2009</u>	<u>2008</u>	<u>2007</u>
\$ 23,352,699	\$ 23,000,156	\$ 22,316,141	\$ 22,673,208	\$ 20,733,249	\$ 20,374,661
5,113,771	5,355,715	4,879,232	4,526,920	3,966,107	3,717,072
279,679	277,138	283,704	455,026	426,626	397,990
75,712	93,920	65,515	75,909	36,757	34,064
1,982,160	1,584,547	1,266,107	1,047,544	1,207,397	1,290,541
3,688,102	3,735,847	3,513,646	3,471,572	3,212,792	3,048,974
3,893,297	3,631,697	3,481,561	3,391,280	3,042,408	2,870,362
34,898	31,539	25,952	34,216	27,009	45,462
3,111,459	2,946,534	2,987,406	3,117,290	2,927,678	2,919,666
1,339,376	1,246,556	1,212,175	1,164,119	1,189,276	1,067,467
417,407	345,423	359,885	467,300	436,519	454,909
4,563,603	4,709,177	4,726,262	4,560,697	4,420,612	4,317,707
4,529,102	4,679,476	4,506,745	4,196,978	3,956,627	3,758,572
116,643	151,995	154,053	145,385	120,267	108,327
1,345,128	1,276,077	1,233,229	1,171,096	1,131,429	1,072,986
726,157	736,810	752,129	830,827	766,805	870,831
1,539,352	1,604,308	1,627,922	1,544,201	1,544,991	1,423,143
5,259,363	4,815,718	1,064,601	1,050,230	1,104,594	1,127,099
<u>\$ 61,367,908</u>	<u>\$ 60,222,633</u>	<u>\$ 54,456,265</u>	<u>\$ 53,923,798</u>	<u>\$ 50,251,143</u>	<u>\$ 48,899,833</u>

**WESTLAKE CITY SCHOOL DISTRICT
CUYAHOGA COUNTY, OHIO**

CHANGES IN NET POSITION - (Continued)
LAST TEN FISCAL YEARS
(ACCRUAL BASIS OF ACCOUNTING)

Program Revenues	2016	2015	2014	2013
Governmental activities:				
Charges for services and sales:				
Instruction:				
Regular	\$ 256,620	\$ 366,573	\$ 273,587	\$ 356,263
Adult/Continuing	25,235	19,305	20,466	3,670
Support services:				
Instructional staff	-	-	1,858	15,854
Board of education	-	-	-	1,363
Administration	-	-	-	7,406
Operations and maintenance	52,856	62,282	50,241	62,754
Pupil transportation	3,530	30,199	37,384	23,789
Central	-	-	-	2,946
Operation of non-instructional services:				
Food service operations	858,000	858,059	868,105	926,508
Other non-instructional services	605,475	538,681	478,299	429,751
Extracurricular activities	443,562	468,648	505,537	501,140
Operating grants and contributions:				
Instruction:				
Regular	42,145	178,710	105,712	151,985
Special	769,782	772,515	690,652	537,280
Vocational	3,046	2,543	1,745	-
Adult/Continuing	4,550	12,881	7,616	80,696
Other	381,935	294,726	329,821	344,380
Support services:				
Pupil	194,001	172,447	276,567	263,050
Instructional staff	74,076	72,094	118,751	84,855
Board of education	-	-	-	290
Administration	1,631	1,934	7,003	9,982
Operations and maintenance	15,000	-	9	-
Pupil transportation	246,984	257,050	301,566	235,326
Central	-	-	12,600	13,226
Operation of non-instructional services:				
Food service operations	350,925	314,915	299,765	299,107
Other non-instructional services	713,243	677,803	662,317	532,958
Extracurricular activities	242,268	219,766	158,876	151,158
Interest and fiscal charges	538,464	1,170,112	1,630,556	1,680,633
Capital grants and contributions:				
Instruction:				
Regular	-	-	-	-
Support services:				
Pupil transportation	-	-	-	-
Extracurricular activities	330,000			
Total governmental program revenues	<u>\$ 6,153,328</u>	<u>\$ 6,491,243</u>	<u>\$ 6,839,033</u>	<u>\$ 6,716,370</u>
Net (Expense)/Revenue				
Governmental activities	<u>\$ (53,489,785)</u>	<u>\$ (54,026,971)</u>	<u>\$ (57,919,253)</u>	<u>\$ (55,266,107)</u>

<u>2012</u>	<u>2011</u>	<u>2010</u>	<u>2009</u>	<u>2008</u>	<u>2007</u>
\$ 344,761	\$ 150,267	\$ 149,017	\$ 145,688	\$ 152,776	\$ 118,726
7,832	1,702	1,276	2,660	-	-
2,998	109	679	2,390	-	-
-	-	-	253	97	-
95,575	84,845	81,151	85,259	84,816	87,421
52,158	42,216	66,563	97,238	91,900	89,231
22,711	9,662	8,867	235,506	263,872	121,090
-	-	-	-	-	-
1,028,386	982,339	963,486	933,603	948,821	866,401
331,146	267,213	260,349	247,519	268,965	266,439
516,564	486,912	553,066	507,994	578,185	531,518
131,041	268,130	273,727	441,448	67,572	173,634
404,208	758,975	627,566	443,996	531,496	584,854
-	-	-	-	-	-
71,138	90,750	52,876	70,844	67,048	37,651
278,973	318,969	291,851	-	-	-
243,120	337,910	379,539	206,538	196,527	135,839
261,991	308,232	276,923	249,131	305,478	260,434
-	-	-	52	18	-
13,101	13,677	8,968	753	-	-
236	180,441	158,119	-	-	-
241,122	200,039	407,412	-	-	-
12,600	20,925	23,243	32,781	35,315	34,824
318,533	274,306	250,721	215,760	177,214	163,190
498,097	496,917	486,846	489,310	498,673	540,665
151,664	180,309	142,276	119,935	104,619	108,061
1,757,065	1,351,964	-	-	-	-
-	-	-	-	27,880	-
-	-	-	47,281	25,712	-
<u>\$ 6,785,020</u>	<u>\$ 6,826,809</u>	<u>\$ 5,464,521</u>	<u>\$ 4,575,939</u>	<u>\$ 4,426,984</u>	<u>\$ 4,119,978</u>
<u>\$ (54,582,888)</u>	<u>\$ (53,395,824)</u>	<u>\$ (48,991,744)</u>	<u>\$ (49,347,859)</u>	<u>\$ (45,824,159)</u>	<u>\$ (44,779,855)</u>

**WESTLAKE CITY SCHOOL DISTRICT
CUYAHOGA COUNTY, OHIO**

CHANGES IN NET POSTION - (Continued)
LAST TEN FISCAL YEARS
(ACCRUAL BASIS OF ACCOUNTING)

	<u>2016</u>	<u>2015</u>	<u>2014</u>	<u>2013</u>
General Revenues and Other Changes in Net Position				
Governmental activities:				
Property taxes levied for:				
General purposes	\$ 43,977,628	\$ 38,970,696	\$ 43,338,398	\$ 39,299,209
Debt service	7,806,044	6,767,839	7,473,410	6,892,556
Payments in lieu of taxes	455,000	227,500	-	-
Grants and entitlements not restricted to specific programs	9,379,082	9,752,076	9,492,994	9,040,496
Investment earnings	250,028	169,939	175,372	147,324
Gain on sale of capital assets	17,074	-	-	-
Miscellaneous	140,026	136,480	367,788	338,990
Total governmental activities	<u>\$ 62,024,882</u>	<u>\$ 56,024,530</u>	<u>\$ 60,847,962</u>	<u>\$ 55,718,575</u>
Change in Net Position				
Governmental activities	<u>\$ 8,535,097</u>	<u>\$ 1,997,559</u>	<u>\$ 2,928,709</u>	<u>\$ 452,468</u>

Source: School District financial records.

<u>2012</u>	<u>2011</u>	<u>2010</u>	<u>2009</u>	<u>2008</u>	<u>2007</u>
\$ 39,089,032	\$ 39,263,204	\$ 39,046,558	\$ 39,762,946	\$ 43,133,279	\$ 37,720,302
6,890,778	5,829,681	2,737,032	2,625,491	2,820,681	2,981,953
-	-	-	-	-	-
9,901,584	11,180,263	11,003,434	10,290,480	9,198,641	7,945,412
392,826	545,781	280,765	782,731	1,010,579	977,551
-	-	-	-	-	1,632
127,830	155,827	108,120	199,168	134,559	112,459
<u>\$ 56,402,050</u>	<u>\$ 56,974,756</u>	<u>\$ 53,175,909</u>	<u>\$ 53,660,816</u>	<u>\$ 56,297,739</u>	<u>\$ 49,739,309</u>
<u>\$ 1,819,162</u>	<u>\$ 3,578,932</u>	<u>\$ 4,184,165</u>	<u>\$ 4,312,957</u>	<u>\$ 10,473,580</u>	<u>\$ 4,959,454</u>

**WESTLAKE CITY SCHOOL DISTRICT
CUYAHOGA COUNTY, OHIO**

**FUND BALANCES, GOVERNMENTAL FUNDS
LAST TEN FISCAL YEARS
(MODIFIED ACCRUAL BASIS OF ACCOUNTING)**

	<u>2016</u>	<u>2015</u>	<u>2014</u>	<u>2013</u>
General Fund:				
Nonspendable	\$ 56,655	\$ 3,796	\$ 5,980	\$ 4,546
Committed	1,168,693	1,549,807	1,570,207	-
Assigned	3,452,897	7,209,668	8,596,012	12,080,739
Unassigned	22,487,981	13,284,916	8,638,397	6,786,159
Reserved	-	-	-	-
Unreserved (deficit)	-	-	-	-
	<u> </u>	<u> </u>	<u> </u>	<u> </u>
Total general fund	<u>\$ 27,166,226</u>	<u>\$ 22,048,187</u>	<u>\$ 18,810,596</u>	<u>\$ 18,871,444</u>
All Other Governmental Funds:				
Nonspendable	\$ 3,241	\$ 3,198	\$ 3,365	\$ 2,653
Restricted	9,912,616	8,383,214	8,194,993	25,702,190
Committed	-	-	690	686
Unassigned (deficit)	-	-	(56,743)	(64)
Reserved	-	-	-	-
Unreserved (deficit), reported in:				
Special revenue funds	-	-	-	-
Capital projects funds	-	-	-	-
Debt service funds	-	-	-	-
	<u> </u>	<u> </u>	<u> </u>	<u> </u>
Total all other governmental funds	<u>\$ 9,915,857</u>	<u>\$ 8,386,412</u>	<u>\$ 8,142,305</u>	<u>\$ 25,705,465</u>
Total governmental funds	<u>\$ 37,082,083</u>	<u>\$ 30,434,599</u>	<u>\$ 26,952,901</u>	<u>\$ 44,576,909</u>

Source: School District financial records.

2012	2011	2010	2009	2008	2007
\$ 5,339	\$ 6,540	\$ -	\$ -	\$ -	\$ -
-	-	-	-	-	-
9,291,068	2,942,446	-	-	-	-
10,916,608	19,342,998	-	-	-	-
-	-	7,668,287	8,064,469	7,826,707	6,406,103
-	-	13,180,434	10,857,245	6,362,075	204,662
<u>\$ 20,213,015</u>	<u>\$ 22,291,984</u>	<u>\$ 20,848,721</u>	<u>\$ 18,921,714</u>	<u>\$ 14,188,782</u>	<u>\$ 6,610,765</u>
\$ 14,018	\$ 9,020	\$ -	\$ -	\$ -	\$ -
69,160,731	87,957,784	-	-	-	-
-	-	-	-	-	-
(471)	(1,794)	-	-	-	-
-	-	4,423,702	4,215,267	3,945,718	3,472,172
-	-	325,863	516,687	575,333	588,056
-	-	(75,436)	11,436	10,902	23,537
-	-	-	-	-	-
<u>\$ 69,174,278</u>	<u>\$ 87,965,010</u>	<u>\$ 4,674,129</u>	<u>\$ 4,743,390</u>	<u>\$ 4,531,953</u>	<u>\$ 4,083,765</u>
<u>\$ 89,387,293</u>	<u>\$ 110,256,994</u>	<u>\$ 25,522,850</u>	<u>\$ 23,665,104</u>	<u>\$ 18,720,735</u>	<u>\$ 10,694,530</u>

**WESTLAKE CITY SCHOOL DISTRICT
CUYAHOGA COUNTY, OHIO**

**CHANGES IN FUND BALANCES, GOVERNMENTAL FUNDS
LAST TEN FISCAL YEARS
(MODIFIED ACCRUAL BASIS OF ACCOUNTING)**

	2016	2015	2014	2013
Revenues				
From local sources:				
Property taxes	\$ 51,830,226	\$ 48,890,476	\$ 49,027,107	\$ 46,029,492
Payment in lieu of taxes	455,000	227,500	-	-
Tuition	794,319	839,728	676,943	698,154
Transportation fees	3,530	30,199	37,384	23,789
Charges for services	858,000	858,059	868,105	926,508
Earnings on investments	256,017	163,358	180,519	172,815
Extracurricular	243,421	276,493	313,778	332,604
Classroom materials and fees	237,855	241,858	234,840	245,786
Contributions and donations	573,317	222,504	201,817	155,672
Rental income	80,486	84,561	79,244	85,532
Other local revenues	146,301	173,001	301,969	343,566
Intergovernmental	12,698,494	13,659,297	13,766,095	13,205,762
Total revenues	<u>68,176,966</u>	<u>65,667,034</u>	<u>65,687,801</u>	<u>62,219,680</u>
Expenditures				
Current:				
Instruction:				
Regular	19,913,671	20,232,577	22,186,800	23,173,399
Special	7,380,042	7,239,817	7,024,234	7,368,927
Vocational	1,008,643	948,826	865,520	170,464
Adult/Continuing	3,151	3,125	4,874	89,426
Other	1,707,108	1,535,347	1,753,655	2,029,622
Current:				
Pupil	3,659,332	3,610,121	3,766,263	3,904,547
Instructional staff	1,532,568	1,697,595	1,878,517	1,733,345
Board of education	71,975	46,916	50,915	36,145
Administration	2,865,404	2,716,512	2,984,298	2,746,947
Fiscal	1,447,696	1,286,694	1,452,074	1,271,810
Business	382,702	417,487	467,070	443,576
Operations and maintenance	4,949,687	5,004,548	5,089,408	4,173,108
Pupil transportation	3,588,283	3,749,652	4,005,405	4,402,418
Central	348,728	317,245	303,174	301,020
Operation of non-instructional services:				
Food service operations	1,141,498	1,097,093	1,178,951	1,168,207
Other non-instructional services	1,243,386	1,342,690	1,121,698	1,044,019
Extracurricular activities	1,438,805	1,362,133	1,516,214	1,599,205
Facilities acquisitions and construction	895,447	1,286,258	18,156,604	43,669,157
Capital outlay	-	430,188	-	-
Debt service:				
Principal retirement	4,576,464	4,218,462	4,706,118	4,389,907
Interest and fiscal charges	3,402,014	3,890,105	4,816,384	4,952,402
Bond issuance costs	-	518,259	-	-
Total expenditures	<u>61,556,604</u>	<u>62,951,650</u>	<u>83,328,176</u>	<u>108,667,651</u>
Excess of revenues over (under) expenditures	6,620,362	2,715,384	(17,640,375)	(46,447,971)
Other Financing Sources (Uses)				
Transfers in	10,000	10,000	65,252	10,000
Transfers (out)	(10,000)	(10,000)	(65,252)	(10,000)
Payment to refunded bond escrow agent	-	(60,711,594)	-	-
Sale of capital assets	27,122	170	16,367	-
Inception of Lease	-	430,188	-	-
Bonds issued	-	58,530,000	-	-
Premium on bonds	-	2,517,550	-	-
Total other financing sources (uses)	<u>27,122</u>	<u>766,314</u>	<u>16,367</u>	<u>-</u>
Net change in fund balances	<u>\$ 6,647,484</u>	<u>\$ 3,481,698</u>	<u>\$ (17,624,008)</u>	<u>\$ (46,447,971)</u>
Capital expenditures (included in expenditures above)	669,841	859,546	18,459,012	44,202,354
Debt service principal and interest as a percentage of noncapital expenditures	13.104%	13.059%	14.680%	14.492%

Source: School District financial records.

2012	2011	2010	2009	2008	2007
\$ 45,596,405	\$ 45,089,726	\$ 41,131,376	\$ 43,331,596	\$ 44,919,560	\$ 41,112,568
-	-	-	-	-	-
688,926	425,948	403,330	417,510	461,172	431,003
22,711	9,662	8,867	17,201	15,676	23,897
1,028,386	982,339	963,486	933,603	948,821	866,401
431,229	562,239	278,293	802,027	990,006	984,115
313,010	291,336	332,193	326,839	386,484	330,093
257,721	253,414	289,196	242,364	237,183	243,008
212,665	185,001	154,134	130,720	110,446	227,348
73,317	46,146	70,613	102,288	91,900	89,231
84,901	172,247	124,889	199,168	134,559	112,459
14,191,851	15,722,569	14,206,900	12,925,406	11,136,896	9,745,061
62,901,122	63,740,627	57,963,277	59,428,722	59,432,703	54,165,184
23,070,405	22,340,830	22,074,806	21,540,301	20,467,323	20,277,095
5,027,566	5,270,067	4,871,042	4,362,750	3,833,676	3,695,144
261,561	258,978	271,866	433,570	419,596	389,208
68,779	86,987	58,582	106,960	37,994	34,064
1,991,929	1,579,574	1,262,671	1,041,855	1,204,857	1,293,840
3,657,070	3,630,520	3,444,392	3,332,392	3,166,059	2,978,081
3,836,991	3,569,005	3,411,558	3,243,215	2,917,571	2,831,709
34,898	31,539	25,952	34,216	27,009	45,462
3,048,722	2,960,532	2,975,946	3,046,009	2,738,591	2,880,859
1,332,699	1,226,200	1,183,863	1,169,785	1,149,518	1,074,777
414,840	383,740	349,305	452,497	435,762	391,821
4,426,443	4,720,517	4,450,026	4,482,016	4,163,862	4,067,776
4,221,894	4,691,657	4,628,794	4,247,517	3,890,867	3,855,696
113,063	147,655	153,295	141,709	112,689	104,855
1,302,398	1,230,889	1,200,931	1,167,000	1,078,495	1,057,083
725,855	734,860	748,294	792,378	768,356	872,274
1,502,937	1,576,940	1,632,120	1,542,829	1,516,854	1,390,364
19,583,160	2,979,138	536,858	660,047	822,693	380,169
-	-	-	348,014	-	-
4,029,164	2,103,859	1,978,966	1,816,167	1,694,658	3,023,696
4,977,989	4,209,828	847,164	872,284	929,315	994,317
108,493	714,366	-	-	-	66,290
83,736,856	64,447,681	56,106,431	54,833,511	51,375,745	51,704,580
(20,835,734)	(707,054)	1,856,846	4,595,211	8,056,958	2,460,604
10,000	10,000	10,000	10,000	12,089	9,570
(10,000)	(10,000)	(10,000)	(10,000)	(12,089)	(9,570)
(6,967,612)	-	-	-	-	(3,996,593)
427	407	900	1,144	6,501	4,600
-	-	-	348,014	-	-
6,540,000	84,055,000	-	-	-	3,785,000
393,218	1,385,791	-	-	-	279,092
(33,967)	85,441,198	900	349,158	6,501	72,099
\$ (20,869,701)	\$ 84,734,144	\$ 1,857,746	\$ 4,944,369	\$ 8,063,459	\$ 2,532,703
20,111,718	3,818,908	1,516,369	1,337,258	1,000,439	285,117
14.157%	10.414%	5.177%	5.025%	5.209%	7.814%

**WESTLAKE CITY SCHOOL DISTRICT
CUYAHOGA COUNTY, OHIO**

**ASSESSED VALUATION AND ESTIMATED ACTUAL VALUE OF TAXABLE PROPERTY
LAST TEN YEARS**

Collection Year	Real Property		Tangible Personal Property		Public Utility	
	Assessed Value	Estimated Actual Value ⁽¹⁾	Assessed Value	Estimated Actual Value ⁽¹⁾	Assessed Value	Estimated Actual Value ⁽¹⁾
2016 ⁽³⁾	\$ 1,400,587,290	\$ 4,001,677,971	\$ -	\$ -	\$ 25,840,090	\$ 29,363,739
2015	1,340,030,420	3,828,658,343	-	-	25,237,460	28,678,932
2014	1,330,437,240	3,801,249,257	-	-	24,094,940	27,380,614
2013 ⁽²⁾	1,344,496,130	3,841,417,514	-	-	21,853,120	24,833,091
2012	1,345,136,450	3,843,247,000	-	-	19,742,750	22,434,943
2011	1,351,387,610	3,861,107,457	-	-	18,395,760	20,904,273
2010 ⁽³⁾	1,346,534,600	3,847,241,714	-	-	17,904,860	20,346,432
2009	1,382,016,100	3,948,617,429	12,193,793	195,100,688	16,859,840	19,158,909
2008	1,370,873,670	3,916,781,914	21,832,430	174,659,440	15,913,580	18,083,616
2007 ⁽²⁾	1,366,677,360	3,904,792,457	57,142,606	248,446,113	20,385,360	23,165,182

Source: Cuyahoga County Fiscal Officer's Office - Data is presented on a calender year basis because that is the manner in which the information is maintained by the County Fiscal Officer.

⁽¹⁾ This amount is calculated based on the following percentages:

Real estate is assessed at 35 percent of actual value.

Public utility personal is assessed at varying rates of actual value.

Tangible personal property, including inventory, was eliminated in calander year 2009.

⁽²⁾ Reappraisal of property values.

⁽³⁾ Triennial update of property values.

Total			
Assessed Value	Estimated Actual Value	%	Total Direct Tax Rate
\$ 1,426,427,380	\$ 4,031,041,710	35.39%	\$ 70.10
1,365,267,880	3,857,337,275	35.39%	70.10
1,354,532,180	3,828,629,871	35.38%	70.10
1,366,349,250	3,866,250,605	35.34%	70.10
1,364,879,200	3,865,681,943	35.31%	70.10
1,369,783,370	3,882,011,730	35.29%	70.10
1,364,439,460	3,867,588,146	35.28%	66.70
1,411,069,733	4,162,877,026	33.90%	66.50
1,408,619,680	4,109,524,970	34.28%	66.50
1,444,205,326	4,176,403,752	34.58%	66.50

**WESTLAKE CITY SCHOOL DISTRICT
CUYAHOGA COUNTY, OHIO**

**DIRECT AND OVERLAPPING PROPERTY TAX RATES
(RATE PER \$1,000 OF ASSESSED VALUE)
LAST TEN YEARS**

Tax Year/ Collection Year	Overlapping Rates			Direct Rates			
	County	Library	City	Voted		Unvoted	Total
				General	Bond		
2015/2016	\$ 14.05	\$ 2.80	\$ 9.52	\$ 58.60	\$ 5.70	\$ 5.80	\$ 70.10
2014/2015	14.05	2.80	9.52	58.60	5.70	5.80	70.10
2013/2014	14.05	2.80	9.52	58.60	5.70	5.80	70.10
2012/2013	13.22	2.80	9.52	58.60	5.70	5.80	70.10
2011/2012	13.22	2.80	9.60	58.60	5.70	5.80	70.10
2010/2011	13.32	2.80	9.60	58.60	5.70	5.80	70.10
2009/2010	13.32	2.80	9.60	58.60	2.30	5.80	66.70
2008/2009	13.42	2.80	9.60	58.60	2.10	5.80	66.50
2007/2008	13.42	2.50	9.80	58.60	2.10	5.80	66.50
2006/2007	13.52	2.50	9.90	58.60	2.10	5.80	66.50

Source: Cuyahoga County Fiscal Officer's Office

**WESTLAKE CITY SCHOOL DISTRICT
CUYAHOGA COUNTY, OHIO**

PRINCIPAL TAXPAYERS
REAL ESTATE TAX
DECEMBER 31, 2015 AND DECEMBER 31, 2006

December 31, 2015			
Taxpayer	Taxable Assessed Value	Rank	Percentage of Total District Real Estate Assessed Value
Crocker Park LLC	\$ 46,863,810	1	3.35%
American Greetings	12,313,370	2	0.88%
Promenade Delaware	12,272,510	3	0.88%
Energizer Battery Company	7,030,490	4	0.50%
Remington Apartments NF	6,759,310	5	0.48%
ARC Westlake Village, Inc.	6,508,500	6	0.46%
BCM Westlake, LLC	6,290,280	7	0.45%
Village in the Park	5,667,490	8	0.40%
Sturbridge Square Ohio, LLC	5,561,930	9	0.40%
Hunter's Chase Apartments, LLC	5,508,970	10	0.39%
Total	<u>\$ 114,776,660</u>		<u>8.19%</u>
Total Real Estate Valuation	<u>\$ 1,400,587,290</u>		

December 31, 2006			
Taxpayer	Taxable Assessed Value	Rank	Percentage of Total District Real Estate Assessed Value
Toledo Lucas County Port Authority	\$ 34,624,750	1	2.53%
Westlake Center Association Ltd.	11,229,580	2	0.82%
Energizer Battery Manufacuring	7,417,280	3	0.54%
University Hospitals	7,215,120	4	0.53%
Remington Inc.	6,239,700	5	0.46%
Crossings Village LLC	5,838,600	6	0.43%
Sturbridge Square Apartments	5,630,070	7	0.41%
Cleveland Retirement Properties	5,600,040	8	0.41%
WXZ Arbors, LLC	5,451,880	9	0.40%
OZRE Lodging II LLC	5,224,140	10	0.38%
Total	<u>\$ 94,471,160</u>		<u>6.91%</u>
Total Real Estate Valuation	<u>\$ 1,366,677,360</u>		

Source: Cuyahoga County Fiscal Officer's Office

**WESTLAKE CITY SCHOOL DISTRICT
CUYAHOGA COUNTY, OHIO**

**PRINCIPAL TAXPAYERS
TANGIBLE PERSONAL PROPERTY AND PUBLIC UTILITY PROPERTY TAX
DECEMBER 31, 2015 AND DECEMBER 31, 2006**

December 31, 2015			
Taxpayer	Taxable Assessed Value	Rank	Percentage of Total District Tangible and Public Utility Assessed Value
Cleveland Electric Illuminating Co.	\$ 19,412,590	1	75.13%
Columbia Gas of Ohio	3,813,560	2	14.76%
American Transmission System	2,599,000	3	10.06%
Total	<u>\$ 25,825,150</u>		<u>99.95%</u>
Total Tangible Personal Property and Public Utility Assessed Valuation	<u>\$ 25,840,090</u>		
December 31, 2006			
Taxpayer	Taxable Assessed Value	Rank	Percentage of Total District Tangible and Public Utility Assessed Value
USG Interiors Inc.	\$ 3,544,890	1	4.57%
Ohio Bell Telephone Company	1,880,910	2	2.43%
Bonne Bell Inc.	1,823,890	3	2.35%
Aluminum Line Products Co.	1,557,210	4	2.01%
Energizer Battery	1,431,930	5	1.85%
True Value Company	1,356,410	6	1.75%
Patrick Obrien Jr.	1,113,201	7	1.44%
Amerigas Propane LP	964,680	8	1.24%
TA Operating Corp.	882,570	9	1.14%
John M. Lance Ford LLC	821,440	10	1.06%
Total	<u>\$ 15,377,131</u>		<u>19.84%</u>
Total Tangible Personal Property and Public Utility Assessed Valuation	<u>\$ 77,527,966</u>		

Source: Cuyahoga County Fiscal Officer's Office

THIS PAGE IS INTENTIONALLY LEFT BLANK

**WESTLAKE CITY SCHOOL DISTRICT
CUYAHOGA COUNTY, OHIO**

PROPERTY TAX LEVIES AND COLLECTIONS ⁽¹⁾
LAST TEN FISCAL YEARS

Tax Year/ Collection Year	Current Levy	Delinquent Levy ⁽²⁾	Total Levy	Current Collection	Percent of Current Levy Collected
2015/2016	\$ 54,333,616	\$ 1,879,339	\$ 56,212,955	\$ 52,419,363	96.48%
2014/2015	53,330,410	2,080,194	55,410,604	51,421,351	96.42%
2013/2014	52,734,065	2,490,055	55,224,120	50,798,705	96.33%
2012/2013	52,510,301	2,583,953	55,094,254	48,860,615	93.05%
2011/2012	52,383,722	1,845,185	54,228,907	49,233,603	93.99%
2010/2011	51,791,950	2,462,228	54,254,178	49,535,385	95.64%
2009/2010	46,835,159	2,407,628	49,242,787	45,410,732	96.96%
2008/2009	46,531,097	1,875,415	48,406,512	44,880,351	96.45%
2007/2008	47,386,744	2,045,810	49,432,554	45,407,786	95.82%
2006/2007	48,577,064	1,823,623	50,400,687	46,836,166	96.42%

Source: Cuyahoga County Fiscal Officer's Office

⁽¹⁾ Includes Homestead/Rollback taxes assessed locally, but distributed through the State and reported as Intergovernmental Revenue.

⁽²⁾ This amount cannot be calculated based on other information in this statistical table because of retroactive additions and reductions.

Delinquent Collection		Total Collection	Total Collection As a Percent of Total Levy
\$	1,013,733	\$ 53,433,096	95.05%
	1,055,449	52,476,800	94.71%
	1,971,970	52,770,675	95.56%
	1,242,923	50,103,538	90.94%
	1,447,349	50,680,952	93.46%
	1,310,486	50,845,871	93.72%
	1,283,853	46,694,585	94.83%
	891,324	45,771,675	94.56%
	1,597,512	47,005,298	95.09%
	952,159	47,788,325	94.82%

**WESTLAKE CITY SCHOOL DISTRICT
CUYAHOGA COUNTY, OHIO**

**RATIOS OF OUTSTANDING DEBT BY TYPE
LAST TEN FISCAL YEARS**

Fiscal Year	Governmental Activities		Total Primary Government	Per Capita ⁽²⁾	Per ADM ⁽²⁾	Percentage of Personal Income ⁽³⁾
	General Obligation Bonds ⁽¹⁾	Capital Leases				
2016	\$ 86,507,155	\$ 270,262	\$ 86,777,417	\$ 2,676	\$ 23,801	5.46%
2015	90,689,041	351,726	91,040,767	2,782	22,429	6.69%
2014	93,690,747	-	93,690,747	2,863	23,816	6.88%
2013	98,150,611	81,118	98,231,729	3,001	24,632	7.22%
2012	102,354,337	156,025	102,510,362	3,132	25,218	7.53%
2011	104,969,676	225,189	105,194,865	3,214	26,019	7.73%
2010	21,371,791	289,048	21,660,839	677	5,394	1.83%
2009	23,094,011	348,014	23,442,025	733	5,801	1.98%
2008	24,745,683	11,167	24,756,850	774	6,007	2.09%
2007	26,273,112	20,825	26,293,937	822	6,398	2.22%

Sources:

⁽¹⁾ See notes to the financial statements regarding the District's outstanding debt information. Includes accreted interest on capital appreciation bonds and unamortized premiums.

⁽²⁾ See schedule "Demographic and Economic Statistics, Last Ten Fiscal Years" for population and enrollment information.

⁽³⁾ See schedule "Demographic and Economic Statistics, Last Ten Fiscal Years" for per capita personal income and population. Personal income equals per capita personal income times population.

**WESTLAKE CITY SCHOOL DISTRICT
CUYAHOGA COUNTY, OHIO**

**RATIOS OF GENERAL BONDED DEBT OUTSTANDING
LAST TEN FISCAL YEARS**

Fiscal Year	Total General Obligation Bonded Debt ⁽¹⁾	Net Position Restricted for Debt Service	Net General Obligation Bonded Debt	Percentage of Actual Taxable Value of Property ⁽²⁾	Per Capita ⁽³⁾
2016	\$ 86,507,155	\$ 6,440,435	\$ 80,066,720	1.99%	\$ 2,469
2015	90,689,041	4,195,669	86,493,372	2.24%	2,643
2014	93,690,747	4,420,547	89,270,200	2.33%	2,728
2013	98,150,611	4,502,719	93,647,892	2.42%	2,861
2012	102,354,337	6,449,616	95,904,721	2.48%	2,930
2011	104,969,676	6,177,809	98,791,867	2.54%	3,018
2010	21,371,791	4,378,630	16,993,161	0.44%	532
2009	23,094,011	4,086,581	19,007,430	0.46%	595
2008	24,745,683	3,848,916	20,896,767	0.51%	654
2007	26,273,112	3,353,147	22,919,965	0.55%	717

Sources:

⁽¹⁾ See notes to the financial statements regarding the District's outstanding debt information. Includes accreted interest on capital appreciation bonds and unamortized premiums.

⁽²⁾ See schedule "Assessed Valuation and Estimated Actual Value of Taxable Property" for assessed valuation of property.

⁽³⁾ See schedule "Demographic and Economic Statistics, Last Ten Fiscal Years" for population information.

**WESTLAKE CITY SCHOOL DISTRICT
CUYAHOGA COUNTY, OHIO**

**DIRECT AND OVERLAPPING GOVERNMENTAL ACTIVITIES DEBT
AS OF JUNE 30, 2016**

Governmental Unit	Debt Attributable to Governmental Activities	Percentage Applicable to School District ⁽¹⁾	Amount of Direct and Overlapping Debt
Westlake City School District	\$ 86,777,417	100.00%	\$ 86,777,417
Overlapping debt:			
Cuyahoga County	243,900,000	5.18%	12,634,020
Regional Transit Authority	88,715,000	5.18%	4,595,437
City of Westlake	<u>61,035,000</u>	100.00%	<u>61,035,000</u>
Total overlapping debt	<u>393,650,000</u>		<u>78,264,457</u>
Total direct and overlapping debt	<u><u>\$ 480,427,417</u></u>		<u><u>\$ 165,041,874</u></u>

Source: Ohio Municipal Advisory Council

⁽¹⁾ Percentages were determined by dividing the assessed valuation of the political subdivision located within the boundaries of the District by the total assessed valuation of the subdivision. The valuations used were for the 2015 collection year.

**WESTLAKE CITY SCHOOL DISTRICT
CUYAHOGA COUNTY, OHIO**

**LEGAL DEBT MARGIN INFORMATION
LAST TEN FISCAL YEARS**

Fiscal Year	Voted Debt Limit	Total Debt Applicable to Limit ⁽¹⁾	Debt Service Available Balance	Net Debt Applicable to Limit	Voted Legal Debt Margin	Total Net Debt Applicable to Limit as a Percentage of Debt Limit
2016	\$ 128,378,464	\$ 80,850,000	\$ 8,621,342	\$ 72,228,658	\$ 56,149,806	56.26%
2015	122,874,109	83,600,000	7,419,662	76,180,338	46,693,771	62.00%
2014	121,907,896	89,205,000	6,524,247	82,680,753	39,227,143	67.82%
2013	122,971,433	91,705,790	6,450,170	85,255,620	35,591,603	69.33%
2012	122,839,128	93,113,312	6,466,914	86,646,398	29,743,114	70.54%
2011	123,280,503	97,524,685	6,263,482	91,261,203	25,841,524	74.03%
2010	122,799,551	15,986,413	4,300,664	11,685,749	111,113,802	9.52%
2009	125,898,835	18,227,070	4,062,615	14,164,455	111,734,380	11.25%
2008	124,810,853	20,298,344	3,756,053	16,542,291	108,268,562	13.25%
2007	124,393,537	22,507,723	3,338,117	19,169,606	105,223,931	15.41%

Source: Cuyahoga County Fiscal Officer and District financial records

Voted Debt Limit Calculation for Fiscal Year 2016

Assessed Value	\$ 1,426,427,380
Debt Limit (9% of assessed value)	X 9%
Voted Debt Limit	<u>\$ 128,378,464</u>

Note: Ohio Bond Law sets a limit of 9% for voted debt and 1/10 of 1% for unvoted debt.

Note: Voted Debt Limits are determined without reference to applicable monies in the District's debt service fund.

⁽¹⁾ Excludes unamortized premiums and accreted interest on capital appreciation bonds.

**WESTLAKE CITY SCHOOL DISTRICT
CUYAHOGA COUNTY, OHIO**

**DEMOGRAPHIC AND ECONOMIC STATISTICS
LAST TEN FISCAL YEARS**

Year	Population ⁽¹⁾	Per Capita Personal Income ⁽¹⁾	Median Age ⁽¹⁾	School Enrollment ⁽²⁾	Unemployment Rates ⁽³⁾		
					Cuyahoga County	Ohio	United States
2016	32,428	\$ 49,009	46.2	3,646	5.6%	5.0%	4.9%
2015	32,729	41,588	45.0	4,059	5.0%	4.3%	5.2%
2014	32,729	41,588	45.0	3,934	7.9%	5.5%	6.1%
2013	32,729	41,588	45.0	3,988	7.3%	7.2%	7.6%
2012	32,729	41,588	45.0	4,065	6.9%	7.0%	7.8%
2011	32,729	41,588	45.0	4,043	8.8%	9.2%	9.3%
2010	31,972	37,044	42.0	4,016	9.7%	10.0%	9.6%
2009	31,972	37,044	42.0	4,041	10.2%	11.2%	10.2%
2008	31,972	37,044	42.0	4,121	5.7%	6.6%	5.5%
2007	31,972	37,044	42.0	4,110	5.7%	5.5%	4.4%

Sources:

⁽¹⁾ U. S. Census Bureau. 2007-2010 census data, 2011-2015 census data, 2016 census estimate.

⁽²⁾ School District records

⁽³⁾ Bureau of Labor Statistics. Unemployment rates for month of June of respective year.

**WESTLAKE CITY SCHOOL DISTRICT
CUYAHOGA COUNTY, OHIO**

PRINCIPAL EMPLOYERS
CURRENT YEAR AND NINE YEARS AGO

Employer	December 31, 2015		
	Employees	Rank	Percentage of Total City Employment
Hyland Software	1,712	1	10.50%
St. John Medical Center	1,526	2	9.36%
Westlake City Schools	652	3	4.00%
City of Westlake	431	4	2.64%
Travel Centers of America	484	5	2.97%
Lutheran Home	438	6	2.69%
Equity Trust	362	7	2.22%
Premier Physicians Centers, Inc.	260	8	1.60%
Energizer Battery	240	9	1.47%
Cleveland Clinic Foundation	198	10	1.21%
Total	6,303		38.66%
Total City Employment	16,300		
Employer	December 31, 2006		
	Employees	Rank	Percentage of Total City Employment
St. John Westshore Hospital	1,210	1	7.61%
Westlake City Schools	565	2	3.55%
Hyland Software	550	3	3.46%
Energizer	450	4	2.83%
City of Westlake	419	5	2.64%
Lutheran Home	400	6	2.52%
USG Interiors/American Metals	300	7	1.89%
Harborside Healthcare	300	8	1.89%
Lake Erie Electric	275	9	1.73%
Travel Centers of America	260	10	1.64%
Total	4,729		29.76%
Total City Employees ⁽¹⁾	15,900		

Source: State of Ohio Department of Job & Family Services, Ohio Labor Market Information, Civilian Labor Force Estimates

⁽¹⁾ Total revised from 2007 CAFR as more accurate information became available.

**WESTLAKE CITY SCHOOL DISTRICT
CUYAHOGA COUNTY, OHIO**

**STAFFING STATISTICS
FULL TIME EQUIVALENTS (FTE) BY TYPE
LAST TEN FISCAL YEARS**

Type	2016	2015	2014	2013
Professional Staff:				
Teaching Staff:				
Elementary	90	88	88	92
Intermediate	44	43	41	42
Middle	42	43	48	50
High	74	75	87	89
Administration:				
District	20	20	20	20
Auxiliary Positions:				
Counselors	9	9	7	10
Nurses	2	2	2	2
Speech	7	7	7	7
Mental Health Specialists	4	4	4	4
Support Staff:				
Secretarial	34	36	42	42
Aides	69	68	68	71
Hall monitor/Security	9	9	9	9
Technical	3	3	2	2
Cooks	32	34	21	34
Custodial	36	37	38	34
Maintenance	7	7	6	6
Bus Driver	58	61	56	70
Mechanics	3	3	3	3
Extracurricular	200	200	200	200
Total	743	749	749	787

Source: School District records
Head-count only

2012	2011	2010	2009	2008	2007
92	87	87	87	87	87
43	43	43	41	41	41
50	50	50	46	45	45
89	89	89	93	93	92
22	21	20	21	21	21
10	10	10	10	10	10
2	2	2	2	2	2
8	8	8	7	6	5
4	4	4	4	4	2
42	42	42	42	42	42
72	72	68	67	67	66
9	12	12	12	12	12
2	2	2	2	2	2
33	33	33	33	33	33
34	34	35	35	35	35
6	6	6	6	6	6
73	78	76	70	69	64
3	3	3	3	3	3
200	200	200	200	200	200
794	796	790	781	778	768

**WESTLAKE CITY SCHOOL DISTRICT
CUYAHOGA COUNTY, OHIO**

**OPERATING INDICATORS BY FUNCTION
LAST TEN FISCAL YEARS**

Function	2016	2015	2014	2013
Instruction:				
Regular and Special				
Enrollment (students)	3,646	4,059	3,934	3,988
Graduates	321	322	357	314
Support services:				
Board of education				
Regular meetings per year	12	12	12	12
Administration				
Student attendance percentage	95.8%	95.7%	95.7%	95.4%
Fiscal				
Purchase orders				
processed	5,200	6,325	6,227	5,846
Nonpayroll checks				
issued	4,997	4,967	4,949	5,182
Operations and maintenance				
Work orders completed	965	482	558	597
Square footage				
maintained ⁽¹⁾	825,860	825,860	825,860	604,625
Extracurricular activities				
Varsity teams	22	22	22	22
Junior varsity teams	16	19	19	19
Food service operations				
Meals served to students	223,628	226,991	227,870	228,464

Source: School District records

Note: Certain indicators reported in previous CAFR's have been deemed irrelevant and removed from the above schedule

⁽¹⁾ Square footage revised from previous CAFR's. See scheule "School Building Information, Last Ten Fiscal Years" for detail on square footage maintained.

2012	2011	2010	2009	2008	2007
4,065 309	4,043 310	4,016 324	4,041 314	4,121 334	4,110 314
12	12	12	12	12	12
95.4%	95.4%	95.0%	95.8%	95.4%	95.4%
5,534	5,450	5,777	5,758	6,800	6,458
5,183	5,231	5,342	6,221	5,281	5,139
578	473	590	606	771	929
604,625	604,625	604,625	604,625	604,625	604,625
22 19	22 19	22 19	22 19	22 19	21 19
266,278	252,337	237,418	219,937	185,381	186,355

**WESTLAKE CITY SCHOOL DISTRICT
CUYAHOGA COUNTY, OHIO**

**CAPITAL ASSET STATISTICS
LAST TEN FISCAL YEARS**

	2016	2015	2014	2013	2012
Land	\$ 2,468,751	\$ 2,468,751	\$ 2,468,751	\$ 2,468,751	\$ 2,468,751
Construction in progress	401,514	122,167	-	66,212,623	22,561,980
Land improvements	133,606	140,847	148,088	155,329	162,570
Buildings and improvements	109,106,769	111,670,872	114,356,858	33,804,606	34,857,016
Furniture and equipment	1,852,711	2,003,405	1,696,724	1,797,168	1,921,098
Vehicles	1,045,422	1,195,607	1,405,631	1,594,653	1,748,308
Textbooks and library books	241,790	494,703	681,145	657,790	641,484
Total Governmental Activities Capital Assets, net	<u>\$ 115,250,563</u>	<u>\$ 118,096,352</u>	<u>\$ 120,757,197</u>	<u>\$ 106,690,920</u>	<u>\$ 64,361,207</u>

Source: School District financial records.

Note: Amounts above are presented net of accumulated depreciation.

2011	2010	2009	2008	2007
\$ 2,468,751	\$ 2,468,751	\$ 2,468,751	\$ 2,468,751	\$ 2,468,751
3,116,957	87,881	-	-	-
169,811	177,052	184,293	191,534	179,252
35,905,928	36,960,053	37,949,416	38,344,229	38,972,069
1,959,376	2,094,293	1,989,071	1,513,032	1,572,356
2,039,236	1,976,914	1,830,072	1,756,596	1,697,313
517,196	500,521	205,999	298,672	356,899
<u>\$ 46,177,255</u>	<u>\$ 44,265,465</u>	<u>\$ 44,627,602</u>	<u>\$ 44,572,814</u>	<u>\$ 45,246,640</u>

**WESTLAKE CITY SCHOOL DISTRICT
CUYAHOGA COUNTY, OHIO**

SCHOOL BUILDING INFORMATION ⁽¹⁾
LAST TEN FISCAL YEARS

	2016	2015	2014	2013
Bassett Elementary (1967)[1987,1998]				
Square feet	41,880	41,880	41,880	41,880
Capacity (students)	335	335	335	335
Enrollment	402	430	430	443
Dover Elementary (1949)[1970]				
Square feet	43,671	43,671	43,671	43,671
Capacity (students)	352	352	352	352
Enrollment	326	338	338	346
Hilliard Elementary (1954)[1998]				
Square feet	40,937	40,937	40,937	40,937
Capacity (students)	328	328	328	328
Enrollment	308	330	330	303
Holly Lane Elementary (1961)[1998]				
Square feet	35,488	35,488	35,488	35,488
Capacity (students)	283	283	283	283
Enrollment	242	298	298	313
Parkside Intermediate (1966)[1998]				
Square feet	72,521	72,521	72,521	72,521
Capacity (students)	519	519	519	519
Enrollment	-	-	-	585
Dover Intermediate Schools (1975)[1982,1998,2014] ⁽⁴⁾				
Square feet	92,256	92,256	92,256	92,256
Capacity (students)	805	805	805	805
Enrollment	562	600	600	619
Lee Burneson Middle (2013)				
Square feet	103,100	103,100	103,100	-
Capacity (students)	1,040	1,040	1,040	-
Enrollment	614	624	624	-
Westlake High School (1960)[1970,1988] ⁽²⁾				
Square feet	-	-	-	245,606
Capacity (students)	-	-	-	1,246
Enrollment	-	-	-	1,379
Westlake High School (2013)[1998,2004] ⁽³⁾				
Square feet	363,441	363,441	363,441	-
Capacity (students)	2,106	2,106	2,106	-
Enrollment	1,192	1,439	1,314	-
Administration Building (2003)				
Square feet	20,903	20,903	20,903	20,903
Transportation Facility				
Square feet	11,663	11,663	11,663	11,663
Total Square Feet	825,860	825,860	825,860	604,925
Total Capacity	5,768	5,768	5,768	3,868
Total Enrollment	3,646	4,059	3,934	3,988

Source: School District records

⁽¹⁾ The schedule has been revised from the prior CAFR to consolidate totals by building.

⁽²⁾ Building was demolished upon completion of the new Westlake High School.

⁽³⁾ In 2013, the new High School was built attached to the existing Performing Arts Center (1998) and next to the freestanding Field House (2004).

⁽⁴⁾ Former Lee Burneson Facility renamed to Dover Intermediate School- 2014

Note: Year of original construction is in parentheses. Year of major addition/renovation is in brackets.

Increases in square footage and capacity are the result of renovations and additions.

Capacity is defined by standardized guidelines. District exceeded those guidelines in some years.

2012	2011	2010	2009	2008	2007
41,880	41,880	41,880	41,880	41,880	41,880
335	335	335	335	335	335
436	393	386	394	384	388
43,671	43,671	43,671	43,671	43,671	43,671
352	352	352	352	352	352
353	370	383	389	395	421
40,937	40,937	40,937	40,937	40,937	40,937
328	328	328	328	328	328
334	328	315	309	316	324
35,488	35,488	35,488	35,488	35,488	35,488
283	283	283	283	283	283
352	327	328	307	324	304
72,521	72,521	72,521	72,521	72,521	72,521
519	519	519	519	519	519
586	594	590	630	642	618
92,256	92,256	92,256	92,256	92,256	92,256
805	805	805	805	805	805
641	666	680	664	672	673
-	-	-	-	-	-
-	-	-	-	-	-
-	-	-	-	-	-
245,606	245,606	245,606	245,606	245,606	245,606
1,246	1,246	1,246	1,246	1,246	1,246
1,363	1,365	1,334	1,348	1,388	1,382
-	-	-	-	-	-
-	-	-	-	-	-
-	-	-	-	-	-
20,903	20,903	20,903	20,903	20,903	20,903
11,663	11,663	11,663	11,663	11,663	11,663
604,925	604,925	604,925	604,925	604,925	604,925
3,868	3,868	3,868	3,868	3,868	3,868
4,065	4,043	4,016	4,041	4,121	4,110

**WESTLAKE CITY SCHOOL DISTRICT
CUYAHOGA COUNTY, OHIO**

OPERATING STATISTICS
LAST TEN FISCAL YEARS

Fiscal Year	General Government		Governmental Activities		Enrollment
	Expenditures ⁽¹⁾	Cost per pupil	Expenses ⁽¹⁾	Cost per pupil	
2016	\$ 53,578,126	\$ 14,695	\$ 55,729,634	\$ 15,285	\$ 3,646
2015	54,324,824	13,384	55,634,021	13,706	4,059
2014	73,805,674	18,761	59,591,017	15,148	3,934
2013	99,325,342	24,906	56,735,034	14,226	3,988
2012	74,621,210	18,357	56,108,545	13,803	4,065
2011	57,419,628	14,202	55,406,915	13,704	4,043
2010	53,280,301	13,267	53,391,664	13,295	4,016
2009	52,145,060	12,904	52,873,568	13,084	4,041
2008	48,751,772	11,830	49,146,549	11,926	4,121
2007	47,620,277	11,586	47,772,734	11,624	4,110

Source: School District records

⁽¹⁾ Debt Service totals have been excluded. Cost per pupil calculated using general government expenditures which utilize the modified accrual basis of accounting and on governmental activities expenses which utilize the accrual basis of accounting.

⁽²⁾ Full-time certificated teaching staff.

Percent Change	Teaching Staff ⁽²⁾	Pupil/Teacher Ratio	Student Attendance Percentage
-10.17%	250	14.58	95.80%
3.18%	249	16.30	95.70%
-1.35%	264	14.90	95.70%
-1.89%	273	14.61	95.40%
0.54%	274	14.84	95.40%
0.67%	269	15.03	95.40%
-0.62%	269	14.93	95.00%
-1.94%	267	15.13	95.80%
0.27%	251	16.42	95.40%
1.03%	250	16.44	95.40%

CFO Staff

Dottie Kozak

Administrative Assistant

Kim Katz

Budgetary Analyst

Robin Murray

Payroll Manager

Roberta Rence

Grants Management

Mary Studer

Accounts Payable-Payroll



<http://www.wlake.org>